

NEWS RELEASE**January 22nd, 2014**

Trading Symbols:

AMM :TSX, AAU : NYSE MKT

www.almadenminerals.com

**ALMADEN INFILL DRILLING ON MAIN ZONE,
HITS 92.50 METERS OF 1.48 G/T AU, 91.1 G/T AG (3.3 G/T AUEQ) AT IXTACA, MEXICO**

Almaden Minerals Ltd. (“Almaden” or “the Company”; AMM: TSX; AAU: NYSE MKT) is pleased to announce the results from Almaden’s 2013 Ixtaca Zone drill program at the Company’s 100% owned Tuligtic project, Mexico. The infill program, completed in December 2013, was designed to upgrade resources currently in the inferred category to the higher confidence measured and indicated categories. The holes announced today show the continuity and high grades of the Main Zone defined with previous drilling. Highlights from the holes released today include the following intercepts (a more complete list of intercepts is shown in the table below):

Hole TU-13-370 MAIN ZONE SECTION 10+475 EAST, 150 Az, -77 dip

9.00 meters @ 1.99 g/t gold and 139.5 g/t silver (4.8 g/t gold equivalent)

12.00 meters @ 2.19 g/t gold and 126.1 g/t silver (4.7 g/t gold equivalent)

59.25 meters @ 1.26 g/t gold and 21.2 g/t silver (1.7 g/t gold equivalent)

Including 22.50 meters @ 1.51 g/t gold and 26.2 g/t silver (2.0 g/t gold equivalent)

And 12.75 meters @ 2.66 g/t gold and 36.7 g/t silver (3.4 g/t gold equivalent)

Hole TU-13-373 MAIN ZONE SECTION 10+475 EAST, 150 Az, -57 dip

65.50 meters @ 0.35 g/t gold and 32.9 g/t silver (1.0 g/t gold equivalent)

92.50 meters @ 1.48 g/t gold and 91.1 g/t silver (3.3 g/t gold equivalent)

Including 12.00 meters @ 2.82 g/t gold and 156.9 g/t silver (6.0 g/t gold equivalent)

And 11.70 meters @ 2.97 g/t gold and 212.1 g/t silver (7.2 g/t gold equivalent)

56.00 meters @ 1.07 g/t gold and 51.6 g/t silver (2.1 g/t gold equivalent)

Including 6.10 meters @ 3.82 g/t gold and 201.6 g/t silver (7.9 g/t gold equivalent)

Hole TU-13-378 MAIN ZONE SECTION 10+475 EAST, 150 Az, -37 dip

124.50 meters @ 1.04 g/t gold and 73.5 g/t silver (2.5 g/t gold equivalent)

Including 4.50 meters @ 11.51 g/t gold and 950.2 g/t silver (30.5 g/t gold equivalent)

And 14.75 meters @ 2.38 g/t gold and 162.5 g/t silver (5.6 g/t gold equivalent)

Hole TU-13-388 MAIN ZONE SECTION 10+675 EAST, 330 Az, -60 dip

30.50 meters @ 0.67 g/t gold and 23.9 g/t silver (1.1 g/t gold equivalent)

9.00 meters @ 1.35 g/t gold and 287.5 g/t silver (7.1 g/t gold equivalent)

52.50 meters @ 0.58 g/t and 50.3 g/t silver (1.6 g/t gold equivalent)

Including 14.90 meters @ 0.74 g/t gold and 87.0 g/t silver (2.5 g/t gold equivalent)

And 13.90 meters @ 1.11 g/t gold and 82.9 g/t silver (2.8 g/t gold equivalent)

Hole TU-13-399 MAIN ZONE SECTION 10+750 EAST, 330 Az, -60 dip

47.52 meters @ 0.64 g/t gold and 27.1 g/t silver (1.2 g/t gold equivalent)

Including 19.60 meters @ 1.10 g/t gold and 43.1 g/t silver (2.0 g/t gold equivalent)

Hole TU-13-409 MAIN ZONE SECTION 10+800 EAST, 330 Az, -88 dip

92.28 meters @ 0.53 g/t gold and 17.5 g/t silver (0.9 g/t gold equivalent)

Including 18.80 meters @ 1.07 g/t gold and 13.1 g/t silver (1.3 g/t gold equivalent)

| Hole # | From (m) | To (m) | Interval (m) | Au (g/t) | Ag (g/t) | AuEq (g/t) | AgEq (g/t) | SECTION |
|-----------|----------|--------|--------------|----------|----------|------------|------------|---------|
| TU-13-370 | 67.50 | 80.50 | 13.00 | 0.17 | 64.4 | 1.5 | 73 | 10475E |
| including | 75.00 | 76.50 | 1.50 | 0.63 | 439.0 | 9.4 | 470 | |
| TU-13-370 | 87.50 | 93.00 | 5.50 | 0.16 | 16.1 | 0.5 | 24 | |
| TU-13-370 | 99.00 | 108.00 | 9.00 | 1.99 | 139.5 | 4.8 | 239 | |
| including | 102.00 | 106.00 | 4.00 | 4.36 | 303.6 | 10.4 | 522 | |
| TU-13-370 | 195.00 | 207.00 | 12.00 | 2.19 | 126.1 | 4.7 | 236 | |
| including | 196.00 | 202.00 | 6.00 | 3.91 | 212.3 | 8.2 | 408 | |
| including | 196.00 | 199.00 | 3.00 | 6.30 | 403.7 | 14.4 | 719 | |
| TU-13-370 | 237.50 | 296.75 | 59.25 | 1.26 | 21.2 | 1.7 | 84 | |
| including | 247.50 | 270.00 | 22.50 | 1.51 | 26.2 | 2.0 | 102 | |
| including | 247.50 | 254.00 | 6.50 | 2.41 | 25.3 | 2.9 | 146 | |
| including | 260.00 | 270.00 | 10.00 | 1.68 | 35.2 | 2.4 | 119 | |
| including | 280.00 | 292.75 | 12.75 | 2.66 | 36.7 | 3.4 | 170 | |
| including | 288.75 | 292.75 | 4.00 | 4.14 | 46.7 | 5.1 | 254 | |
| TU-13-373 | 34.50 | 48.50 | 14.00 | 0.08 | 9.2 | 0.3 | 13 | 10475E |
| TU-13-373 | 54.50 | 58.50 | 4.00 | 1.69 | 239.0 | 6.5 | 324 | |
| including | 55.00 | 56.00 | 1.00 | 5.65 | 822.0 | 22.1 | 1105 | |
| TU-13-373 | 69.50 | 135.00 | 65.50 | 0.35 | 32.9 | 1.0 | 51 | |
| including | 90.00 | 100.00 | 10.00 | 0.70 | 64.8 | 2.0 | 100 | |
| including | 111.00 | 135.00 | 24.00 | 0.51 | 49.2 | 1.5 | 75 | |
| TU-13-373 | 143.50 | 236.00 | 92.50 | 1.48 | 91.1 | 3.3 | 165 | |
| including | 143.50 | 161.00 | 17.50 | 2.49 | 141.7 | 5.3 | 266 | |
| including | 180.00 | 222.50 | 42.50 | 1.96 | 120.4 | 4.4 | 218 | |
| including | 184.00 | 196.00 | 12.00 | 2.82 | 156.9 | 6.0 | 298 | |
| including | 205.50 | 217.20 | 11.70 | 2.97 | 212.1 | 7.2 | 361 | |
| including | 210.50 | 217.20 | 6.70 | 4.36 | 287.0 | 10.1 | 505 | |
| TU-13-373 | 249.50 | 305.50 | 56.00 | 1.07 | 51.6 | 2.1 | 105 | |
| including | 267.00 | 279.70 | 12.70 | 1.72 | 70.7 | 3.1 | 157 | |
| including | 275.00 | 276.00 | 1.00 | 17.04 | 580.5 | 28.7 | 1433 | |
| including | 289.50 | 295.60 | 6.10 | 3.82 | 201.6 | 7.9 | 393 | |
| including | 290.00 | 292.50 | 2.50 | 8.54 | 464.7 | 17.8 | 892 | |
| TU-13-378 | 20.50 | 145.00 | 124.50 | 1.04 | 73.5 | 2.5 | 125 | 10475E |
| including | 26.00 | 27.50 | 1.50 | 2.18 | 102.3 | 4.2 | 211 | |
| including | 56.50 | 61.00 | 4.50 | 11.51 | 950.2 | 30.5 | 1526 | |
| including | 116.00 | 130.75 | 14.75 | 2.38 | 162.5 | 5.6 | 281 | |
| TU-13-378 | 162.00 | 181.00 | 19.00 | 0.51 | 81.7 | 2.1 | 107 | |
| including | 163.25 | 166.00 | 2.75 | 2.25 | 448.8 | 11.2 | 562 | |
| TU-13-388 | 199.00 | 229.50 | 30.50 | 0.67 | 23.9 | 1.1 | 57 | 10675E |
| TU-13-388 | 337.50 | 346.50 | 9.00 | 1.35 | 287.5 | 7.1 | 355 | |
| including | 339.25 | 340.35 | 1.10 | 6.54 | 1982.7 | 46.2 | 2310 | |
| TU-13-388 | 363.50 | 416.00 | 52.50 | 0.58 | 50.3 | 1.6 | 79 | |
| including | 363.50 | 378.40 | 14.90 | 0.74 | 87.0 | 2.5 | 124 | |
| including | 372.00 | 378.40 | 6.40 | 1.19 | 138.9 | 4.0 | 198 | |
| including | 390.00 | 403.90 | 13.90 | 1.11 | 82.9 | 2.8 | 139 | |
| including | 398.60 | 401.10 | 2.50 | 1.78 | 173.0 | 5.2 | 262 | |
| TU-13-399 | 214.00 | 261.52 | 47.52 | 0.64 | 27.1 | 1.2 | 59 | 10750E |
| including | 228.00 | 247.60 | 19.60 | 1.10 | 43.1 | 2.0 | 98 | |
| including | 240.00 | 245.60 | 5.60 | 1.54 | 77.9 | 3.1 | 155 | |
| TU-13-406 | 140.00 | 146.00 | 6.00 | 0.52 | 1.7 | 0.6 | 28 | 10800E |
| TU-13-406 | 154.00 | 189.00 | 35.00 | 0.30 | 18.2 | 0.7 | 33 | |
| including | 182.00 | 186.00 | 4.00 | 0.44 | 88.0 | 2.2 | 110 | |
| TU-13-408 | 188.00 | 191.05 | 3.05 | 0.39 | 1.1 | 0.4 | 21 | 10925E |
| TU-13-409 | 154.00 | 246.28 | 92.28 | 0.53 | 17.5 | 0.9 | 44 | 10800E |
| including | 173.70 | 192.50 | 18.80 | 1.07 | 13.1 | 1.3 | 67 | |
| including | 211.50 | 216.10 | 4.60 | 1.31 | 128.6 | 3.9 | 194 | |
| including | 212.50 | 215.50 | 3.00 | 1.58 | 182.7 | 5.2 | 262 | |
| including | 239.50 | 242.00 | 2.50 | 0.83 | 66.2 | 2.2 | 108 | |
| TU-13-411 | 134.00 | 219.00 | 85.00 | 0.50 | 16.5 | 0.8 | 42 | 10725E |
| including | 169.00 | 184.00 | 15.00 | 1.40 | 28.1 | 2.0 | 98 | |
| including | 175.00 | 180.00 | 5.00 | 2.06 | 38.8 | 2.8 | 142 | |

J.D. Poliquin, chairman of Almaden stated, "Today's holes once again show the continuity of this part of the Main Ixtaca Zone and highlight the high grades that core it. The infill drilling program completed in 2013 was designed to upgrade the confidence of our resource base. We look forward to reporting a new resource estimate which is now underway." Below is a plan map and relevant sections which will be posted to the Company's website (www.almadenminerals.com).

About the Ixtaca Drilling Program and the Ixtaca Project

The 100% owned Ixtaca zone is a blind discovery made by the Company in 2010 on claims staked by the Company. On January 31, 2013 the Company announced a maiden resource on the Ixtaca Zone. Since that time drilling has been focused on expanding and infilling the known resource base for a PEA. This program was extended in 2013 in order to report a more robust resource in early 2014 for a PEA to follow. The Company has selected Moose Mountain Technical Services to lead a PEA on the Ixtaca deposit. Knight Piesold Ltd. will provide certain engineering and environmental design inputs for the PEA and have been retained to help the Company with long lead item studies concerning environmental monitoring, assessment and permitting matters. Apart from drilling, work underway currently includes additional metallurgical studies, environmental baseline monitoring such as flora and fauna studies, climate monitoring, water quality sampling and surface water hydrology monitoring, a geochemistry program, and scoping level engineering studies. Once the results from this year's drill program have been received in early 2014, a new geologic model and resource will be reported. This anticipated updated resource will form the basis of a PEA to follow. In 2014 the Company anticipates redirecting drilling efforts to the exploration of high priority epithermal targets outside of the Ixtaca zone but within the project boundaries.

The Ixtaca deposit and any potential mining operation would be located in an area previously logged or cleared with negligible to no current land usage. The Company currently employs roughly 70 people in its drilling program who live local to the Ixtaca deposit. Local employees make up virtually all the drilling staff, who have been trained on the job to operate the Company's wholly owned drills. The Company has implemented a comprehensive science based and objective community relations and education program for employees and all local stakeholders to transparently explain the exploration program underway as well as the potential impacts and benefits of any possible future mining operation at Ixtaca. The Company regards the local inhabitants to be major stakeholders in the Ixtaca deposit's future along with the Company's shareholders. Every effort is being made to create an open and clear dialogue with our stakeholders to ensure that any possible development scenarios that could evolve from the anticipated PEA are properly understood and communicated throughout the course of the Company's exploration and development program. The Company invites all interested parties to visit www.almadenminerals.com to find out more about our community development, education and outreach programs.

Technical Details of the Ixtaca Drilling Program

The Main Ixtaca and Ixtaca North Zones of veining are interpreted to have a north-easterly trend. Holes to date suggest that the Main Ixtaca and Ixtaca North Zones are sub vertical with local variations. This interpretation suggests that true widths range from approximately 35% of intersected widths for a -70 degree hole to 94% of intersected widths for a -20 degree hole. The drilling completed to date has traced mineralisation over 1,000 meters along this northeast trend. The Chemalaco (Northeast Extension) Zone strikes roughly north-south (340 azimuth) and dips at 55 degrees to the west. This interpretation suggests that true widths range from approximately 82% of intersected widths for a -70 degree hole to 99% of intersected widths for a -40 degree hole.

Mr. Norm Dircks, P.Geo., a qualified person ("QP") under the meaning of NI 43-101, is the QP and project manager of Almaden's Ixtaca program and reviewed the technical information in this news release. The analyses reported were carried out at ALS Chemex Laboratories of North Vancouver using industry standard analytical techniques. For gold, samples are first analysed by fire assay and atomic absorption spectroscopy ("AAS"). Samples that return values greater than 10 g/t gold using this technique are then re-analysed by fire assay but with a gravimetric finish. Silver is first analysed by Inductively Coupled Plasma - Atomic Emission Spectroscopy ("ICP-AES"). Samples that return values greater than 100 g/t silver by ICP-AES are then re analysed by HF-HNO₃-HClO₄ digestion with HCL leach and ICP-AES finish. Of these samples those that return silver values greater than 1,500 g/t are further analysed by fire assay with a gravimetric finish.

Blanks, field duplicates and certified standards were inserted into the sample stream as part of Almaden's quality assurance and control program which complies with National Instrument 43-101 requirements. Gold equivalent ("AuEq" or "Gold Eq.") and silver equivalent ("AgEq" or "Silver Eq.") values were calculated using

silver to gold ratios of 50 to 1. The ratio of 50 to 1 was used for the sake of consistency with past news releases. Intervals that returned assays below detection were assigned zero values. Metallurgical recoveries and net smelter returns are assumed to be 100% for these calculations.

About Almaden

Almaden is a well-financed mineral exploration company working in North America. The company has assembled mineral exploration projects, including the Ixtaca Zone and the Tuligtic project, through its grass roots exploration efforts. While the properties are largely at early stages of development they represent exciting opportunities for the discovery of significant gold, silver and copper deposits as evidenced at Ixtaca. Almaden's business model is to find and acquire mineral properties and develop them by seeking option agreements with others who can acquire an interest in a project by making payments and exploration expenditures. Through this means the company has been able to expose its shareholders to discovery and capital gain without the funding and consequent share dilution that would be required if the company were to have developed these projects without a partner. The company intends to expand this business model, described by some as prospect generation, by more aggressively exploring several of its projects including the Ixtaca Zone.

On Behalf of the Board of Directors

"Morgan Poliquin"

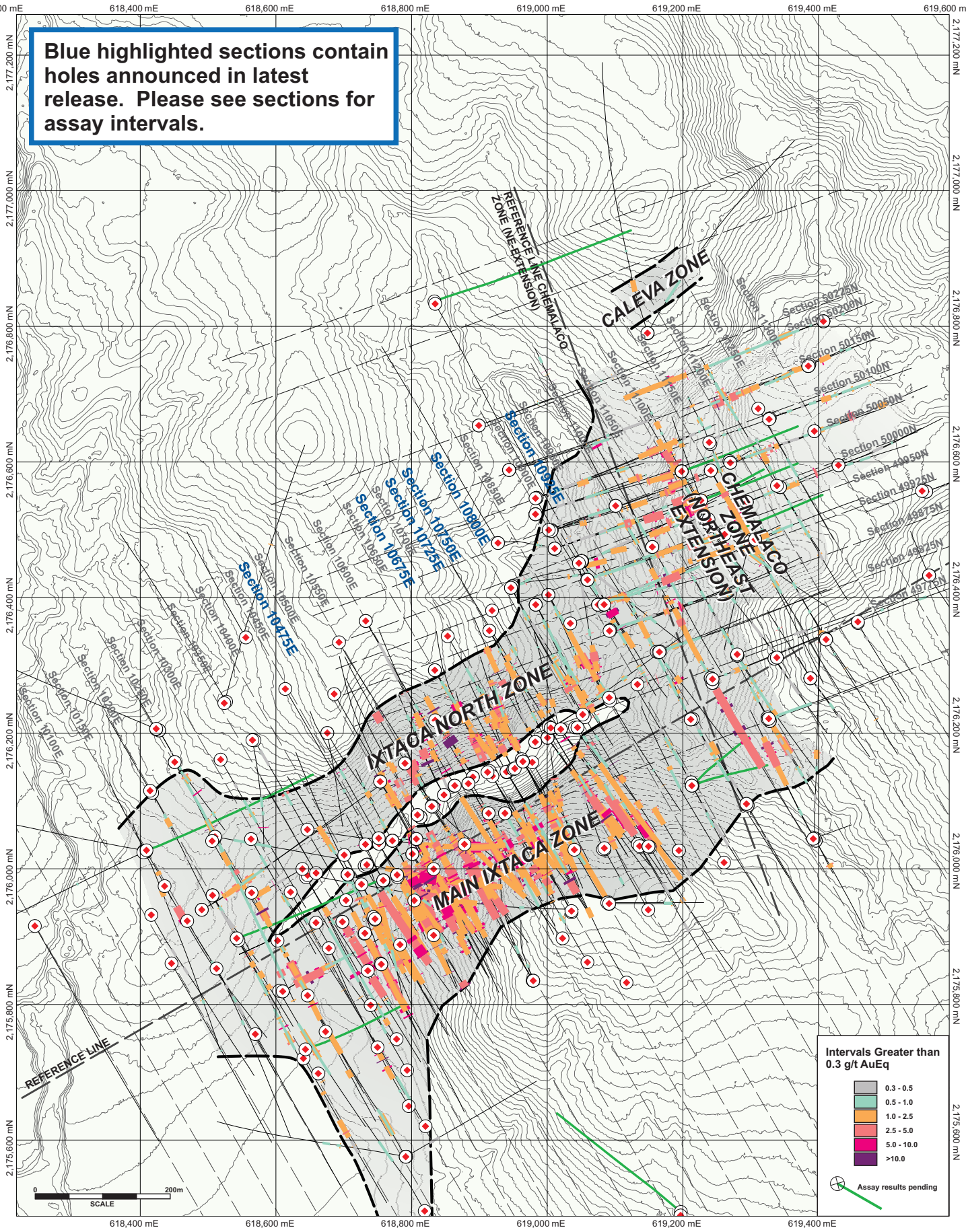
Morgan J. Poliquin, Ph.D., P.Eng.

President, CEO and Director

Almaden Minerals Ltd.

Neither the Toronto Stock Exchange (TSX) nor the NYSE MKT have reviewed or accepted responsibility for the adequacy or accuracy of the contents of this news release which has been prepared by management.. Except for the statements of historical fact contained herein, certain information presented constitutes "forward-looking statements" within the meaning of the United States Private Securities Litigation Reform Act of 1995 and Canadian securities laws. Such forward-looking statements, including but not limited to, those with respect to potential expansion of mineralization, potential size of mineralized zone, and size and timing of exploration and development programs, estimated project capital and other project costs and the timing of submission and receipt and availability of regulatory approvals involve known and unknown risks, uncertainties and other factors which may cause the actual results, performance or achievement of Almaden to be materially different from any future results, performance or achievements expressed or implied by such forward-looking statements. Such factors include, among others, risks related to international operations and joint ventures, the actual results of current exploration activities, conclusions of economic evaluations, uncertainty in the estimation of mineral resources, changes in project parameters as plans continue to be refined, environmental risks and hazards, increased infrastructure and/or operating costs, labour and employment matters, and government regulation and permitting requirements as well as those factors discussed in the section entitled "Risk Factors" in Almaden's Annual Information form and Almaden's latest Form 20-F on file with the United States Securities and Exchange Commission in Washington, D.C. Although Almaden has attempted to identify important factors that could cause actual results to differ materially, there may be other factors that cause results not to be as anticipated, estimated or intended. There can be no assurance that such statements will prove to be accurate as actual results and future events could differ materially from those anticipated in such statements. Almaden disclaims any intention or obligation to update or revise any forward-looking statements, whether as a result of new information, future events or otherwise, other than as required pursuant to applicable securities laws. Accordingly, readers should not place undue reliance on forward-looking statements.

Blue highlighted sections contain holes announced in latest release. Please see sections for assay intervals.

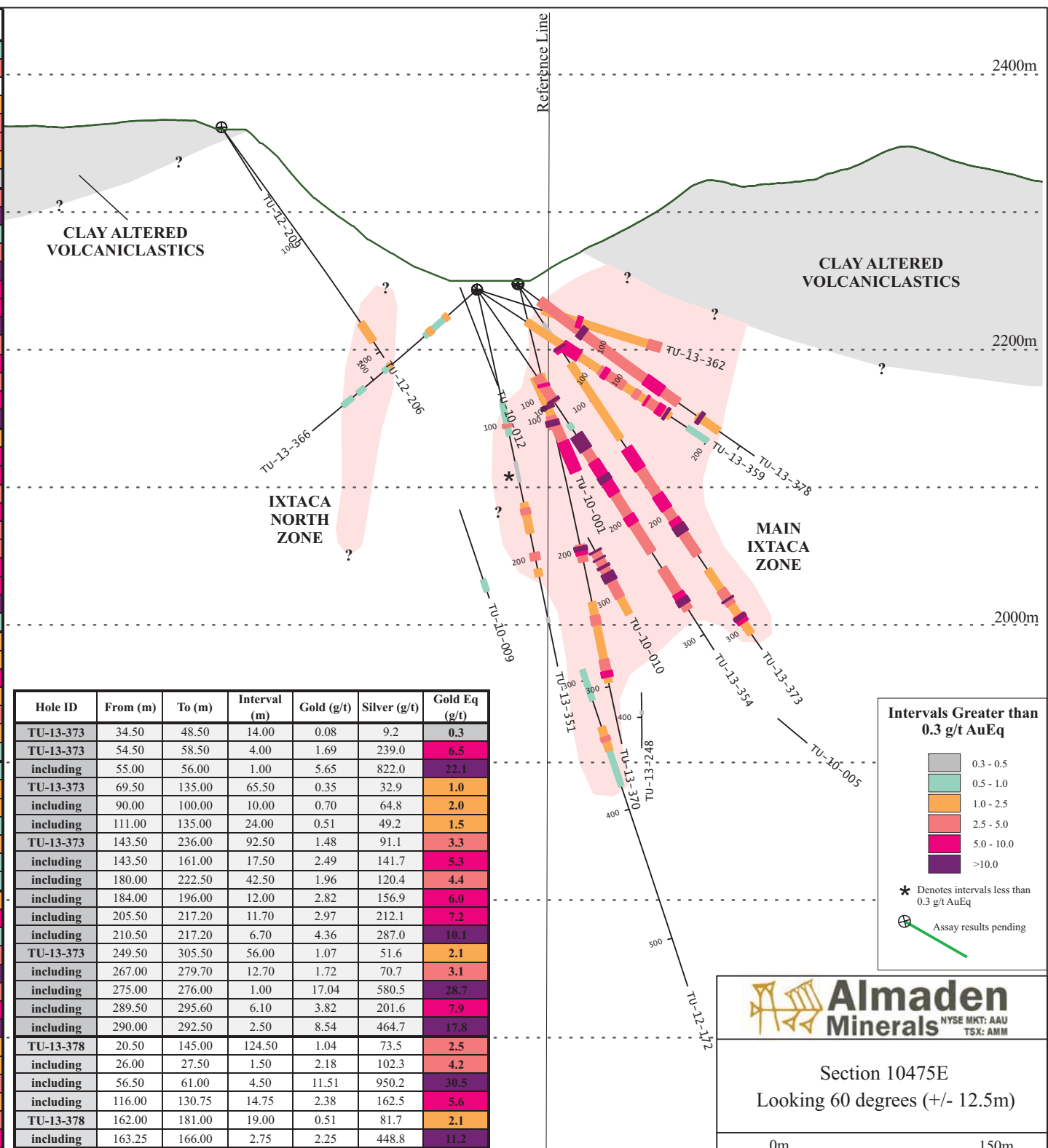


Intervals Greater than 0.3 g/t AuEq

| |
|------------|
| 0.3 - 0.5 |
| 0.5 - 1.0 |
| 1.0 - 2.5 |
| 2.5 - 5.0 |
| 5.0 - 10.0 |
| >10.0 |

Assay results pending

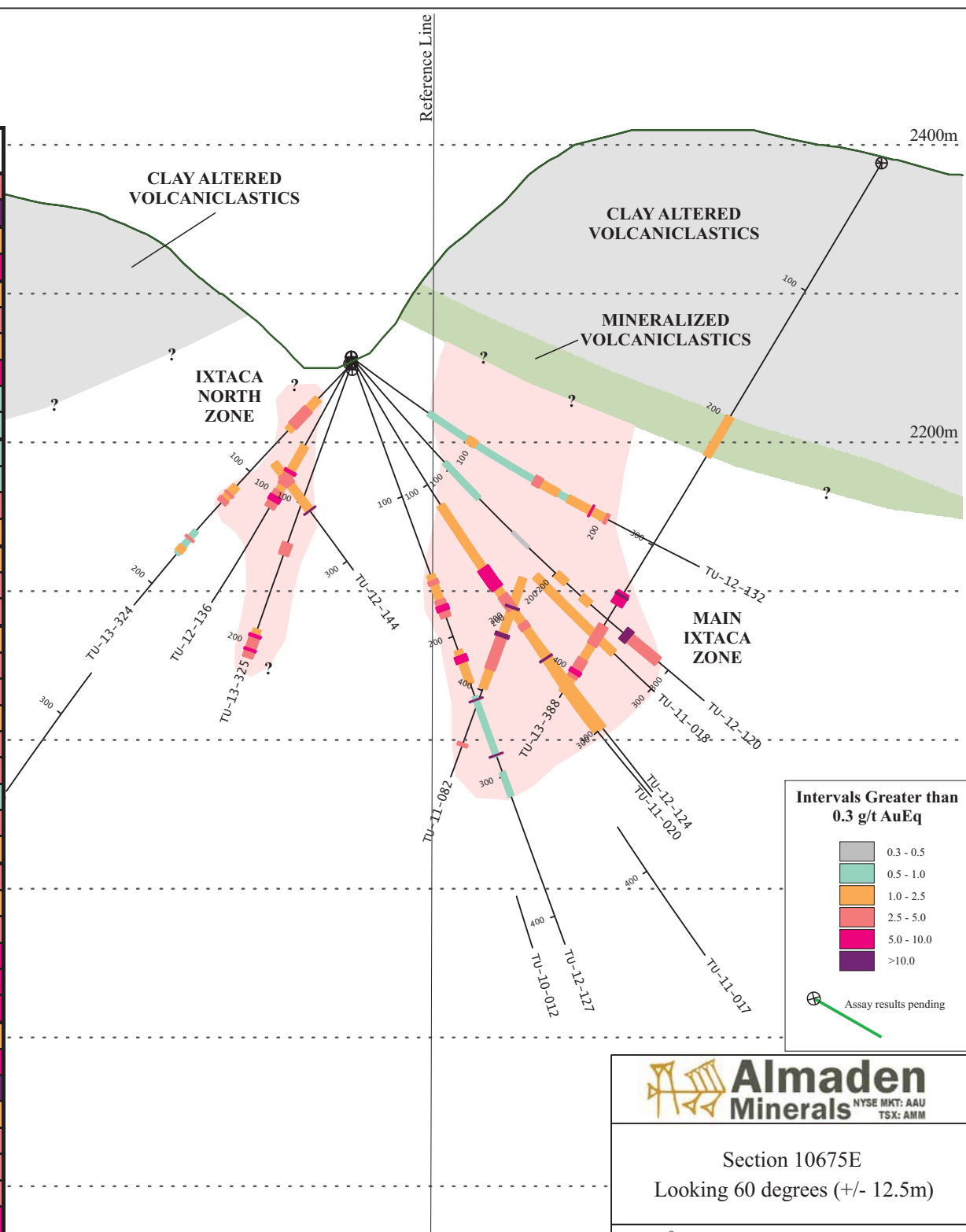
| Hole ID | From (m) | To (m) | Interval (m) | Gold (g/t) | Silver (g/t) | Gold Eq (g/t) |
|-----------|----------|--------|--------------|------------|--------------|---------------|
| TU-13-351 | 85.00 | 108.50 | 23.50 | 0.13 | 40.7 | 0.9 |
| including | 100.50 | 102.50 | 2.00 | 0.37 | 125.1 | 2.9 |
| TU-13-351 | 128.00 | 143.00 | 15.00 | 0.05 | 5.6 | 0.2 |
| TU-13-351 | 159.00 | 181.00 | 22.00 | 0.36 | 35.5 | 1.1 |
| including | 163.00 | 167.00 | 4.00 | 1.29 | 116.8 | 3.6 |
| TU-13-351 | 196.00 | 201.00 | 5.00 | 0.91 | 93.2 | 2.8 |
| TU-13-351 | 208.00 | 213.00 | 5.00 | 0.81 | 60.6 | 2.0 |
| TU-13-351 | 244.00 | 247.40 | 3.40 | 0.20 | 8.4 | 0.4 |
| TU-13-354 | 77.00 | 99.50 | 22.50 | 0.86 | 94.0 | 2.7 |
| including | 97.00 | 99.00 | 2.00 | 7.03 | 779.8 | 22.6 |
| TU-13-354 | 118.50 | 122.60 | 4.10 | 0.26 | 31.4 | 0.9 |
| TU-13-354 | 128.10 | 229.10 | 101.00 | 1.92 | 113.2 | 4.2 |
| including | 128.10 | 140.70 | 12.60 | 4.32 | 346.3 | 11.2 |
| including | 151.00 | 179.00 | 28.00 | 3.10 | 145.6 | 6.0 |
| including | 151.00 | 159.70 | 8.70 | 3.95 | 208.9 | 8.1 |
| including | 163.50 | 168.00 | 4.50 | 8.43 | 360.1 | 15.6 |
| including | 193.70 | 220.35 | 26.65 | 1.58 | 91.2 | 3.4 |
| including | 197.90 | 204.50 | 6.60 | 3.70 | 169.4 | 7.1 |
| TU-13-354 | 243.40 | 278.50 | 35.10 | 0.62 | 108.0 | 2.8 |
| including | 264.75 | 274.00 | 9.25 | 1.62 | 321.6 | 8.0 |
| including | 269.30 | 274.00 | 4.70 | 2.76 | 561.3 | 14.0 |
| TU-13-359 | 43.00 | 168.00 | 125.00 | 0.73 | 75.9 | 2.3 |
| including | 74.40 | 88.40 | 14.00 | 2.38 | 203.7 | 6.4 |
| including | 75.00 | 84.00 | 9.00 | 3.40 | 288.9 | 9.2 |
| including | 106.75 | 127.75 | 21.00 | 0.88 | 81.7 | 2.5 |
| including | 109.50 | 113.00 | 3.50 | 1.63 | 167.3 | 5.0 |
| including | 136.55 | 140.70 | 4.15 | 1.25 | 113.9 | 3.5 |
| including | 146.60 | 165.40 | 18.80 | 0.98 | 125.2 | 3.5 |
| including | 146.60 | 147.80 | 1.20 | 1.66 | 165.5 | 5.0 |
| including | 156.80 | 161.40 | 4.60 | 1.49 | 197.4 | 5.4 |
| including | 163.70 | 165.40 | 1.70 | 2.89 | 528.3 | 13.5 |
| TU-13-359 | 183.10 | 200.56 | 17.46 | 0.39 | 24.2 | 0.9 |
| TU-13-362 | 50.50 | 158.00 | 107.50 | 0.31 | 44.0 | 1.2 |
| including | 54.50 | 56.75 | 2.25 | 0.49 | 75.1 | 2.0 |
| including | 76.55 | 79.80 | 3.25 | 2.34 | 369.0 | 9.7 |
| including | 95.50 | 104.00 | 8.50 | 0.29 | 54.1 | 1.4 |
| including | 131.00 | 145.50 | 14.50 | 0.81 | 91.8 | 2.6 |
| TU-13-362 | 169.15 | 175.25 | 6.10 | 0.19 | 64.1 | 1.5 |
| TU-13-362 | 180.90 | 192.00 | 11.10 | 0.14 | 16.3 | 0.5 |
| TU-13-366 | 28.50 | 51.00 | 22.50 | 0.16 | 16.2 | 0.5 |
| including | 28.50 | 31.75 | 3.25 | 0.20 | 38.5 | 1.0 |
| including | 43.75 | 47.75 | 4.00 | 0.40 | 34.2 | 1.1 |
| TU-13-366 | 83.50 | 90.25 | 6.75 | 0.16 | 23.8 | 0.6 |
| including | 83.50 | 84.95 | 1.45 | 0.54 | 92.8 | 2.4 |
| TU-13-366 | 108.65 | 115.00 | 6.35 | 0.36 | 4.4 | 0.5 |
| TU-13-366 | 120.00 | 129.00 | 9.00 | 0.48 | 14.9 | 0.8 |
| TU-13-370 | 67.50 | 80.50 | 13.00 | 0.17 | 64.4 | 1.5 |
| including | 75.00 | 76.50 | 1.50 | 0.63 | 439.0 | 9.4 |
| TU-13-370 | 87.50 | 93.00 | 5.50 | 0.16 | 16.1 | 0.5 |
| TU-13-370 | 99.00 | 108.00 | 9.00 | 1.99 | 139.5 | 4.8 |
| including | 102.00 | 106.00 | 4.00 | 4.36 | 303.6 | 10.4 |
| TU-13-370 | 195.00 | 207.00 | 12.00 | 2.19 | 126.1 | 4.7 |
| including | 196.00 | 202.00 | 6.00 | 3.91 | 212.3 | 8.2 |
| including | 196.00 | 199.00 | 3.00 | 6.30 | 403.7 | 14.4 |
| TU-13-370 | 237.50 | 296.75 | 59.25 | 1.26 | 21.2 | 1.7 |
| including | 247.50 | 270.00 | 22.50 | 1.51 | 26.2 | 2.0 |
| including | 247.50 | 254.00 | 6.50 | 2.41 | 25.3 | 2.9 |
| including | 260.00 | 270.00 | 10.00 | 1.68 | 35.2 | 2.4 |
| including | 280.00 | 292.75 | 12.75 | 2.66 | 36.7 | 3.4 |
| including | 288.75 | 292.75 | 4.00 | 4.14 | 46.7 | 5.1 |



| Hole ID | From (m) | To (m) | Interval (m) | Gold (g/t) | Silver (g/t) | Gold Eq (g/t) |
|-----------|----------|--------|--------------|------------|--------------|---------------|
| TU-13-373 | 34.50 | 48.50 | 14.00 | 0.08 | 9.2 | 0.3 |
| including | 55.00 | 56.00 | 1.00 | 5.65 | 822.0 | 22.1 |
| TU-13-373 | 69.50 | 135.00 | 65.50 | 0.35 | 32.9 | 1.0 |
| including | 90.00 | 100.00 | 10.00 | 0.70 | 64.8 | 2.0 |
| including | 111.00 | 135.00 | 24.00 | 0.51 | 49.2 | 1.5 |
| TU-13-373 | 143.50 | 236.00 | 92.50 | 1.48 | 91.1 | 3.3 |
| including | 143.50 | 161.00 | 17.50 | 2.49 | 141.7 | 5.3 |
| including | 180.00 | 222.50 | 42.50 | 1.96 | 120.4 | 4.4 |
| including | 184.00 | 196.00 | 12.00 | 2.82 | 156.9 | 6.0 |
| including | 205.50 | 217.20 | 11.70 | 2.97 | 212.1 | 7.2 |
| including | 210.50 | 217.20 | 6.70 | 4.36 | 287.0 | 10.1 |
| TU-13-373 | 249.50 | 305.50 | 56.00 | 1.07 | 51.6 | 2.1 |
| including | 267.00 | 279.70 | 12.70 | 1.72 | 70.7 | 3.1 |
| including | 275.00 | 276.00 | 1.00 | 17.04 | 580.5 | 28.7 |
| including | 289.50 | 295.60 | 6.10 | 3.82 | 201.6 | 7.9 |
| including | 290.00 | 292.50 | 2.50 | 8.54 | 464.7 | 17.8 |
| TU-13-378 | 20.50 | 145.00 | 124.50 | 1.04 | 73.5 | 2.5 |
| including | 26.00 | 27.50 | 1.50 | 2.18 | 102.3 | 4.2 |
| including | 56.50 | 61.00 | 4.50 | 11.51 | 950.2 | 30.5 |
| including | 116.00 | 130.75 | 14.75 | 2.38 | 162.5 | 5.6 |
| TU-13-378 | 162.00 | 181.00 | 19.00 | 0.51 | 81.7 | 2.1 |
| including | 163.25 | 166.00 | 2.75 | 2.25 | 448.8 | 11.2 |

Gold Equivalent (AuEq) is calculated using silver to gold ratios of 50 to 1.

| Hole ID | From (m) | To (m) | Interval (m) | Gold (g/t) | Silver (g/t) | Gold Eq (g/t) |
|-----------|----------|--------|--------------|------------|--------------|---------------|
| TU-12-120 | 260.90 | 290.90 | 30.00 | 0.74 | 96.7 | 2.7 |
| including | 260.90 | 266.10 | 5.20 | 2.78 | 437.0 | 11.5 |
| TU-12-124 | 116.50 | 301.50 | 185.00 | 1.00 | 60.5 | 2.2 |
| including | 167.50 | 181.40 | 13.90 | 6.04 | 179.7 | 9.6 |
| TU-12-127 | 155.95 | 186.00 | 30.05 | 0.70 | 56.7 | 1.8 |
| including | 174.00 | 186.00 | 12.00 | 1.05 | 105.7 | 3.2 |
| TU-12-127 | 210.00 | 233.50 | 23.50 | 1.02 | 20.2 | 1.4 |
| including | 213.90 | 218.30 | 4.40 | 3.92 | 86.0 | 5.6 |
| TU-12-127 | 243.00 | 285.60 | 42.60 | 0.57 | 10.8 | 0.8 |
| TU-12-127 | 297.00 | 314.00 | 17.00 | 0.38 | 8.7 | 0.6 |
| TU-12-132 | 64.50 | 204.20 | 139.70 | 0.22 | 18.0 | 0.6 |
| including | 137.00 | 166.60 | 29.60 | 0.35 | 27.8 | 0.9 |
| including | 148.25 | 153.30 | 5.05 | 1.16 | 79.0 | 2.7 |
| including | 174.40 | 204.20 | 29.80 | 0.33 | 34.1 | 1.0 |
| TU-12-136 | 63.10 | 123.60 | 60.50 | 0.84 | 48.9 | 1.8 |
| including | 82.20 | 93.00 | 10.80 | 1.10 | 85.2 | 2.8 |
| including | 98.00 | 110.50 | 12.50 | 1.84 | 98.5 | 3.8 |
| TU-13-324 | 32.92 | 62.00 | 29.08 | 1.31 | 16.5 | 1.6 |
| including | 42.50 | 57.75 | 15.25 | 2.10 | 23.7 | 2.6 |
| including | 43.00 | 45.25 | 2.25 | 1.71 | 72.0 | 3.2 |
| TU-13-324 | 113.50 | 128.00 | 14.50 | 0.25 | 47.0 | 1.2 |
| including | 120.00 | 121.00 | 1.00 | 0.59 | 117.5 | 2.9 |
| including | 125.00 | 128.00 | 3.00 | 0.79 | 155.0 | 3.9 |
| TU-13-324 | 154.00 | 174.00 | 20.00 | 0.08 | 29.1 | 0.7 |
| including | 160.00 | 161.00 | 1.00 | 0.42 | 167.0 | 3.8 |
| including | 167.50 | 172.00 | 4.50 | 0.07 | 53.4 | 1.1 |
| TU-13-325 | 128.50 | 136.50 | 8.00 | 0.58 | 132.2 | 3.2 |
| TU-13-325 | 190.00 | 236.50 | 46.50 | 1.06 | 53.1 | 2.1 |
| including | 193.40 | 216.00 | 22.60 | 1.72 | 97.2 | 3.7 |
| including | 194.00 | 195.20 | 1.20 | 2.05 | 147.0 | 5.0 |
| including | 203.90 | 205.00 | 1.10 | 3.97 | 175.0 | 7.5 |
| including | 210.50 | 216.00 | 5.50 | 4.40 | 240.8 | 9.2 |
| TU-13-388 | 199.00 | 229.50 | 30.50 | 0.67 | 23.9 | 1.1 |
| TU-13-388 | 337.50 | 346.50 | 9.00 | 1.35 | 287.5 | 7.1 |
| including | 339.25 | 340.35 | 1.10 | 6.54 | 1982.7 | 46.2 |
| TU-13-388 | 363.50 | 416.00 | 52.50 | 0.58 | 50.3 | 1.6 |
| including | 363.50 | 378.40 | 14.90 | 0.74 | 87.0 | 2.5 |
| including | 372.00 | 378.40 | 6.40 | 1.19 | 138.9 | 4.0 |
| including | 390.00 | 403.90 | 13.90 | 1.11 | 82.9 | 2.8 |
| including | 398.60 | 401.10 | 2.50 | 1.78 | 173.0 | 5.2 |

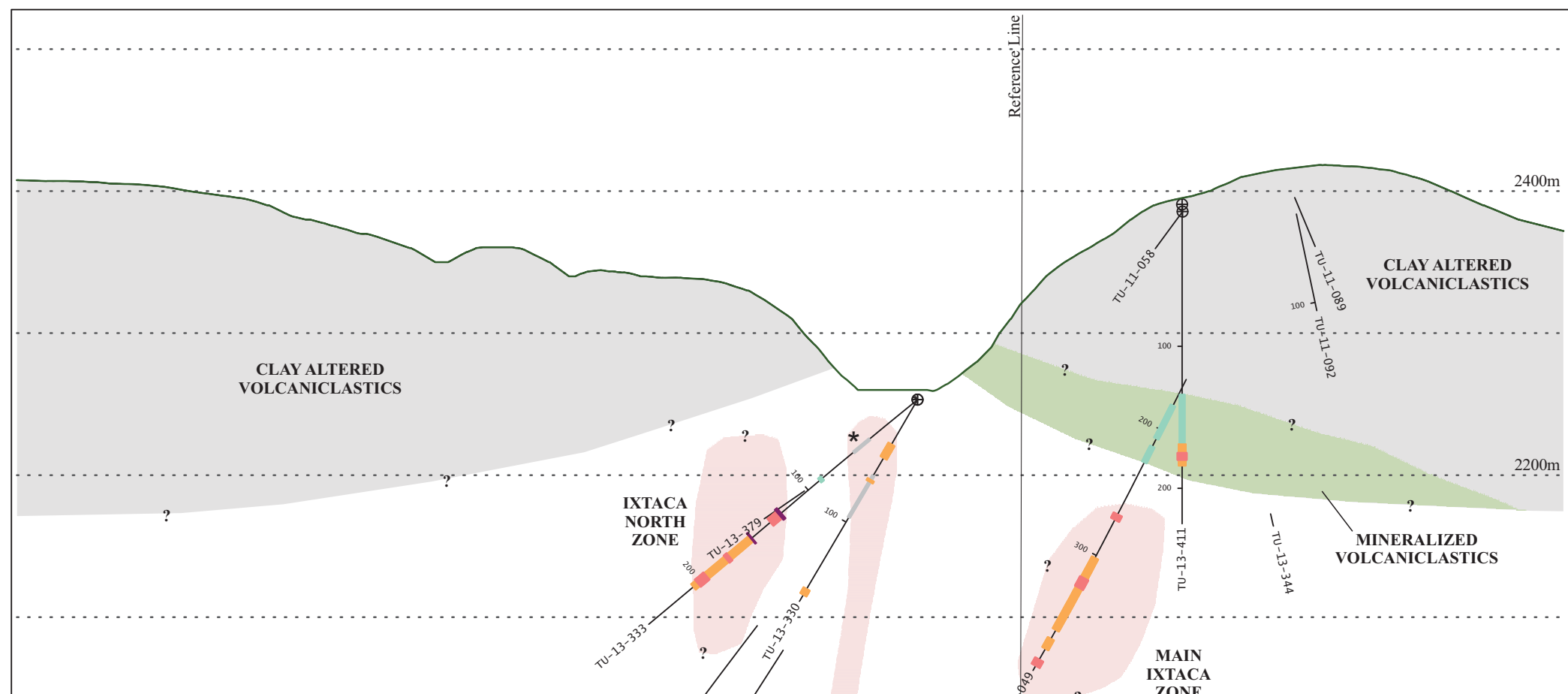


Almaden Minerals
 NYSE MKT: AAU
 TSX: AMM

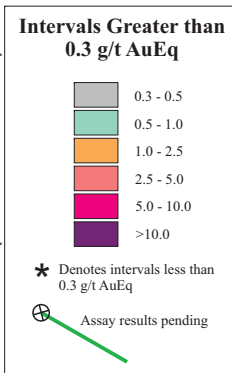
Section 10675E
 Looking 60 degrees (+/- 12.5m)

0m 150m

Gold Equivalent (AuEq) is calculated using silver to gold ratios of 50 to 1.



| Hole ID | From (m) | To (m) | Interval (m) | Gold (g/t) | Silver (g/t) | Gold Eq (g/t) |
|-----------|----------|--------|--------------|------------|--------------|---------------|
| TU-13-330 | 36.58 | 47.50 | 10.92 | 0.62 | 31.8 | 1.3 |
| including | 37.80 | 42.80 | 5.00 | 1.11 | 37.9 | 1.9 |
| TU-13-330 | 62.00 | 96.25 | 34.25 | 0.16 | 11.2 | 0.4 |
| including | 65.50 | 67.00 | 1.50 | 0.51 | 34.0 | 1.2 |
| TU-13-330 | 155.00 | 159.65 | 4.65 | 0.73 | 53.2 | 1.8 |
| TU-13-330 | 172.60 | 192.00 | 19.40 | 0.16 | 11.9 | 0.4 |
| TU-13-333 | 43.60 | 58.30 | 14.70 | 0.14 | 4.5 | 0.2 |
| TU-13-333 | 87.00 | 89.50 | 2.50 | 0.37 | 27.1 | 0.9 |
| TU-13-333 | 125.00 | 135.00 | 10.00 | 0.84 | 128.0 | 3.4 |
| including | 125.00 | 127.00 | 2.00 | 3.71 | 571.0 | 15.1 |
| TU-13-333 | 152.00 | 206.00 | 54.00 | 0.62 | 54.5 | 1.7 |
| including | 152.00 | 153.00 | 1.00 | 7.33 | 545.5 | 18.2 |
| including | 172.75 | 175.50 | 2.75 | 1.41 | 95.6 | 3.3 |
| including | 194.00 | 202.00 | 8.00 | 0.93 | 106.5 | 3.1 |
| TU-13-411 | 134.00 | 219.00 | 85.00 | 0.50 | 16.5 | 0.8 |
| including | 169.00 | 184.00 | 15.00 | 1.40 | 28.1 | 2.0 |
| including | 175.00 | 180.00 | 5.00 | 2.06 | 38.8 | 2.8 |



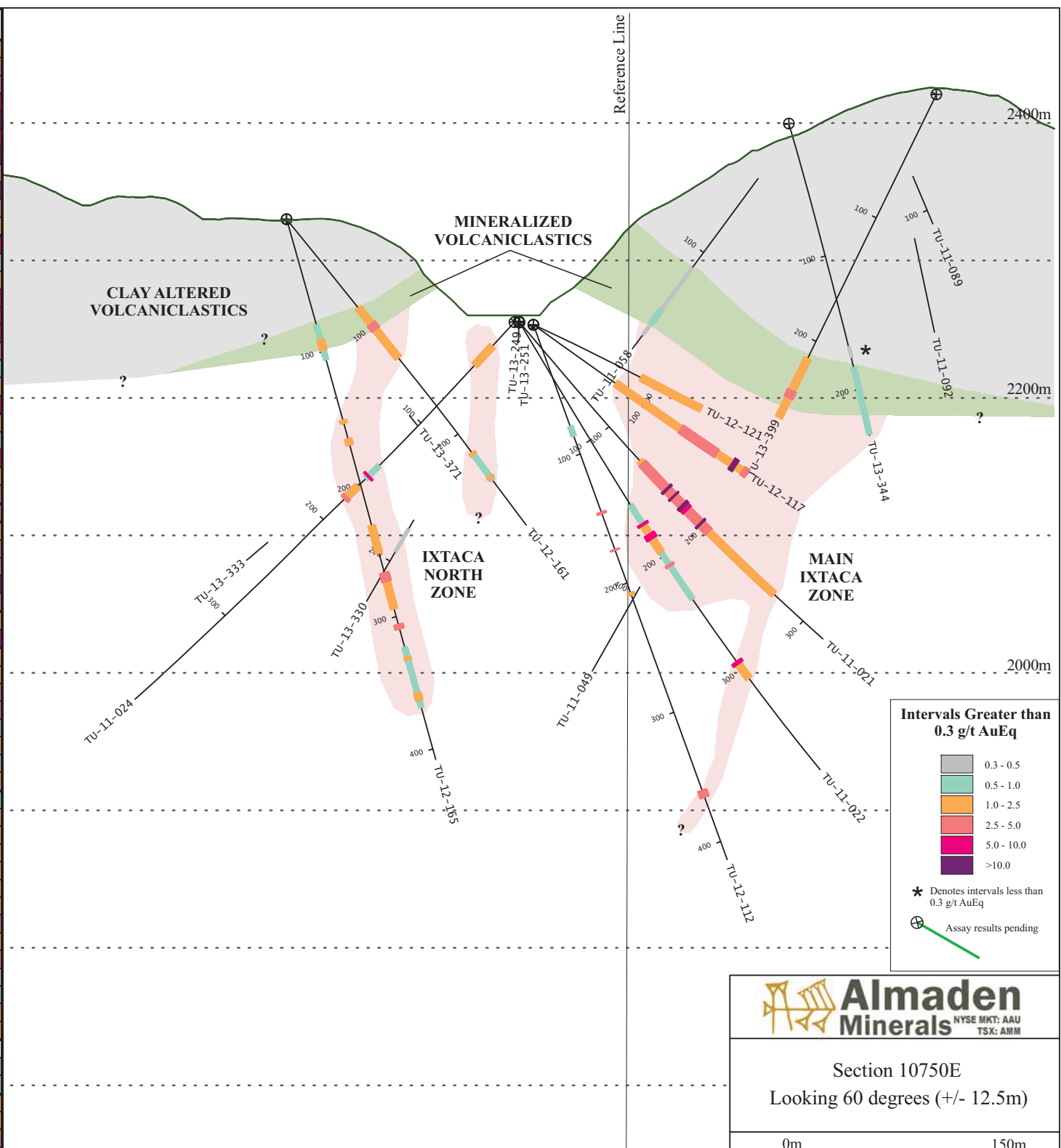
Almaden Minerals
NYSE MKT: AAU
TSX: AMM

Section 10725E
Looking 60 degrees (+/- 12.5m)

0m 150m

Gold Equivalent (AuEq) is calculated using silver to gold ratios of 50 to 1.

| Hole ID | From (m) | To (m) | Interval (m) | Gold (g/t) | Silver (g/t) | Gold Eq (g/t) |
|-----------|----------|--------|--------------|------------|--------------|---------------|
| TU-11-021 | 133.71 | 271.05 | 137.34 | 0.71 | 48.9 | 1.7 |
| including | 136.28 | 205.47 | 69.19 | 1.17 | 79.9 | 2.8 |
| including | 150.11 | 205.47 | 55.36 | 1.38 | 94.9 | 3.3 |
| including | 161.27 | 162.73 | 1.46 | 4.25 | 287.3 | 10.0 |
| including | 168.67 | 169.72 | 1.05 | 8.36 | 734.8 | 23.1 |
| including | 177.84 | 183.08 | 5.24 | 1.93 | 231.6 | 6.6 |
| including | 177.84 | 179.90 | 2.06 | 3.32 | 446.5 | 12.2 |
| including | 191.73 | 193.65 | 1.92 | 0.94 | 193.4 | 4.8 |
| including | 196.45 | 197.73 | 1.28 | 6.08 | 593.9 | 18.0 |
| including | 203.96 | 205.47 | 1.51 | 2.63 | 111.9 | 4.9 |
| including | 257.44 | 270.71 | 13.27 | 0.45 | 29.0 | 1.0 |
| TU-11-022 | 112.90 | 114.01 | 1.11 | 1.37 | 245.6 | 6.3 |
| TU-11-022 | 155.84 | 237.39 | 81.55 | 0.29 | 24.2 | 0.8 |
| including | 155.84 | 196.39 | 40.55 | 0.46 | 38.9 | 1.2 |
| including | 171.68 | 172.90 | 1.22 | 4.47 | 30.3 | 5.1 |
| including | 180.81 | 184.60 | 3.79 | 2.04 | 176.3 | 5.6 |
| including | 180.81 | 182.63 | 1.82 | 3.08 | 305.6 | 9.2 |
| including | 207.16 | 208.51 | 1.35 | 1.55 | 89.2 | 3.3 |
| including | 230.22 | 237.39 | 7.17 | 0.35 | 28.2 | 0.9 |
| TU-11-022 | 293.25 | 308.07 | 14.82 | 0.79 | 55.7 | 1.9 |
| including | 293.25 | 295.25 | 2.00 | 1.30 | 305.5 | 7.4 |
| TU-11-024 | 23.75 | 42.56 | 18.81 | 0.49 | 31.7 | 1.1 |
| TU-11-024 | 143.70 | 157.00 | 13.30 | 0.26 | 30.2 | 0.9 |
| including | 154.00 | 155.10 | 1.10 | 1.62 | 194.1 | 5.5 |
| TU-11-024 | 165.00 | 178.45 | 13.45 | 0.36 | 45.3 | 1.3 |
| including | 176.25 | 178.45 | 2.20 | 1.08 | 123.8 | 3.6 |
| TU-12-112 | 360.50 | 365.55 | 5.05 | 1.89 | 33.0 | 2.5 |
| TU-12-117 | 74.00 | 221.89 | 147.89 | 0.74 | 59.2 | 1.9 |
| including | 131.96 | 163.70 | 31.74 | 1.33 | 74.0 | 2.8 |
| including | 157.40 | 163.70 | 6.30 | 3.22 | 35.0 | 3.9 |
| including | 176.80 | 180.30 | 3.50 | 4.16 | 460.4 | 13.4 |
| including | 186.50 | 195.40 | 8.90 | 0.96 | 161.0 | 4.2 |
| TU-12-121 | 87.80 | 199.84 | 112.04 | 0.50 | 40.9 | 1.3 |
| including | 153.70 | 161.45 | 7.75 | 3.18 | 247.8 | 8.1 |
| TU-12-161 | 83.00 | 129.50 | 46.50 | 0.83 | 11.8 | 1.1 |
| including | 85.00 | 103.10 | 18.10 | 1.73 | 13.9 | 2.0 |
| including | 98.00 | 103.10 | 5.10 | 3.11 | 15.1 | 3.4 |
| including | 122.00 | 123.00 | 1.00 | 1.42 | 128.3 | 4.0 |
| TU-12-161 | 217.05 | 242.00 | 24.95 | 0.23 | 13.9 | 0.5 |
| including | 217.05 | 218.90 | 1.85 | 0.56 | 55.6 | 1.7 |
| including | 229.00 | 230.77 | 1.77 | 0.39 | 29.7 | 1.0 |
| including | 238.50 | 240.50 | 2.00 | 1.03 | 28.5 | 1.6 |
| TU-12-165 | 80.00 | 106.00 | 26.00 | 0.72 | 8.3 | 0.9 |
| including | 91.00 | 99.00 | 8.00 | 1.39 | 12.6 | 1.6 |
| TU-12-165 | 152.00 | 154.10 | 2.10 | 0.92 | 50.9 | 1.9 |
| TU-12-165 | 166.00 | 170.40 | 4.40 | 0.19 | 40.7 | 1.0 |
| TU-12-165 | 231.50 | 252.00 | 20.50 | 0.44 | 38.8 | 1.2 |
| including | 238.50 | 248.00 | 9.50 | 0.63 | 57.5 | 1.8 |
| TU-12-165 | 267.00 | 294.00 | 27.00 | 0.65 | 37.1 | 1.4 |
| including | 267.00 | 273.25 | 6.25 | 1.81 | 53.8 | 2.9 |
| including | 279.75 | 284.70 | 4.95 | 0.67 | 81.9 | 2.3 |
| TU-12-165 | 306.00 | 309.10 | 3.10 | 0.70 | 109.7 | 2.9 |
| TU-12-165 | 323.30 | 368.50 | 45.20 | 0.24 | 11.0 | 0.5 |
| including | 323.30 | 332.50 | 9.20 | 0.52 | 17.8 | 0.9 |
| including | 330.50 | 332.50 | 2.00 | 1.37 | 51.5 | 2.4 |
| including | 357.50 | 363.00 | 5.50 | 0.46 | 30.7 | 1.1 |
| TU-13-344 | 168.00 | 176.00 | 8.00 | 0.17 | 3.6 | 0.2 |
| TU-13-344 | 183.80 | 233.50 | 49.70 | 0.36 | 9.0 | 0.5 |
| including | 183.80 | 212.35 | 28.55 | 0.50 | 11.4 | 0.7 |
| TU-13-399 | 214.00 | 261.52 | 47.52 | 0.64 | 27.1 | 1.2 |
| including | 228.00 | 247.60 | 19.60 | 1.10 | 43.1 | 2.0 |
| including | 240.00 | 245.60 | 5.60 | 1.54 | 77.9 | 3.1 |

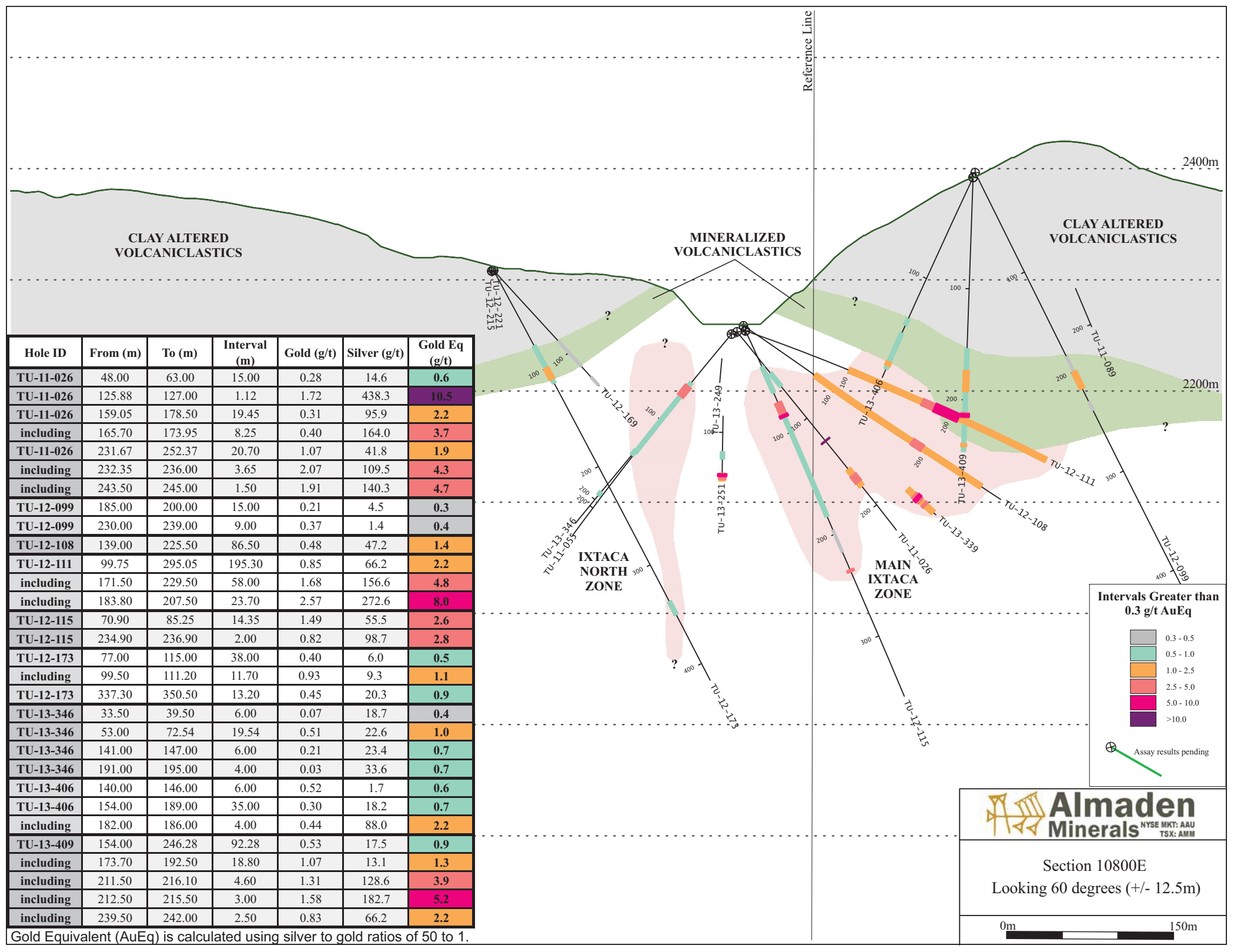


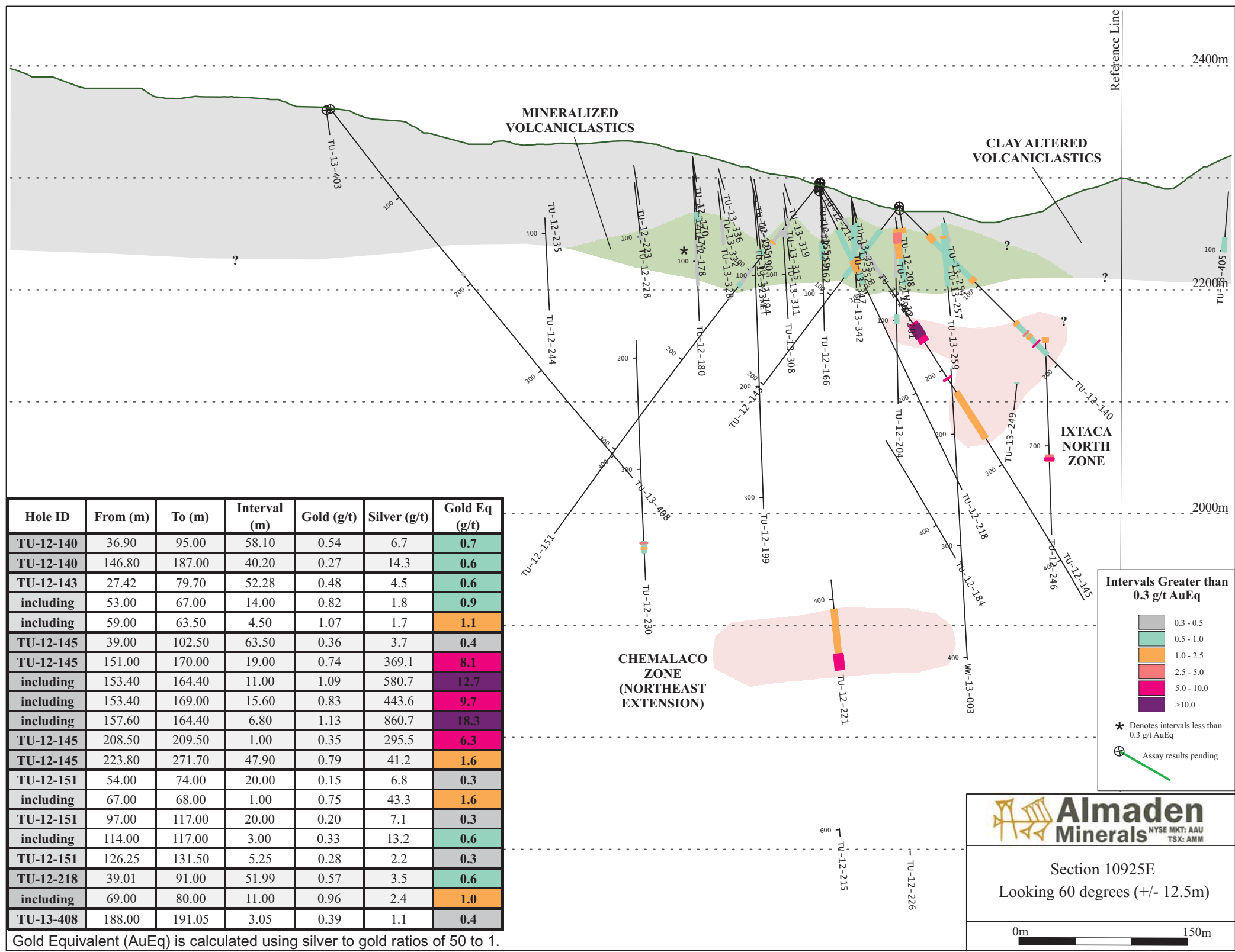
Almaden Minerals
NYSE MKT: AAU
TSX: AMM

Section 10750E
Looking 60 degrees (+/- 12.5m)

0m 150m

Gold Equivalent (AuEq) is calculated using silver to gold ratios of 50 to 1.





| Hole ID | From (m) | To (m) | Interval (m) | Gold (g/t) | Silver (g/t) | Gold Eq (g/t) |
|-----------|----------|--------|--------------|------------|--------------|---------------|
| TU-12-140 | 36.90 | 95.00 | 58.10 | 0.54 | 6.7 | 0.7 |
| TU-12-140 | 146.80 | 187.00 | 40.20 | 0.27 | 14.3 | 0.6 |
| TU-12-143 | 27.42 | 79.70 | 52.28 | 0.48 | 4.5 | 0.6 |
| including | 53.00 | 67.00 | 14.00 | 0.82 | 1.8 | 0.9 |
| including | 59.00 | 63.50 | 4.50 | 1.07 | 1.7 | 1.1 |
| TU-12-145 | 39.00 | 102.50 | 63.50 | 0.36 | 3.7 | 0.4 |
| TU-12-145 | 151.00 | 170.00 | 19.00 | 0.74 | 369.1 | 8.1 |
| including | 153.40 | 164.40 | 11.00 | 1.09 | 580.7 | 12.7 |
| including | 153.40 | 169.00 | 15.60 | 0.83 | 443.6 | 9.7 |
| including | 157.60 | 164.40 | 6.80 | 1.13 | 860.7 | 18.3 |
| TU-12-145 | 208.50 | 209.50 | 1.00 | 0.35 | 295.5 | 6.3 |
| TU-12-145 | 223.80 | 271.70 | 47.90 | 0.79 | 41.2 | 1.6 |
| TU-12-151 | 54.00 | 74.00 | 20.00 | 0.15 | 6.8 | 0.3 |
| including | 67.00 | 68.00 | 1.00 | 0.75 | 43.3 | 1.6 |
| TU-12-151 | 97.00 | 117.00 | 20.00 | 0.20 | 7.1 | 0.3 |
| including | 114.00 | 117.00 | 3.00 | 0.33 | 13.2 | 0.6 |
| TU-12-151 | 126.25 | 131.50 | 5.25 | 0.28 | 2.2 | 0.3 |
| TU-12-218 | 39.01 | 91.00 | 51.99 | 0.57 | 3.5 | 0.6 |
| including | 69.00 | 80.00 | 11.00 | 0.96 | 2.4 | 1.0 |
| TU-13-408 | 188.00 | 191.05 | 3.05 | 0.39 | 1.1 | 0.4 |

Intervals Greater than 0.3 g/t AuEq

- 0.3 - 0.5
- 0.5 - 1.0
- 1.0 - 2.5
- 2.5 - 5.0
- 5.0 - 10.0
- >10.0

* Denotes intervals less than 0.3 g/t AuEq

⊕ Assay results pending

Almaden Minerals
NYSE MKT: AAU
TSX: AMM

Section 10925E
Looking 60 degrees (+/- 12.5m)

0m 150m