

**NEWS RELEASE****December 12th, 2013**

Trading Symbols:

AMM :TSX, AAU : NYSE MKT

www.almadenminerals.com

**ALMADEN INFILL DRILLING ON MAIN ZONE,  
HITS 43.50 METERS OF 3.16 G/T AU, 235.4 G/T AG (7.9 G/T AUEQ) AT IXTACA, MEXICO**

**Almaden Minerals Ltd. (“Almaden” or “the Company”;** AMM: TSX; AAU: NYSE MKT) is pleased to announce the results from Almaden’s ongoing 2013 Ixtaca Zone drill program at the Company’s 100% owned Tuligtic project, Mexico. The infill program has been designed to upgrade resources currently in the inferred category to the higher confidence measured and indicated categories. The holes announced today show the continuity and high grades of the Main and Northern zones defined with previous drilling. Highlights from the holes released today include the following intercepts (a more complete list of intercepts is shown in the table below):

<b>Hole TU-13-349</b>	<b>MAIN ZONE SECTION 10775 EAST, 330 Az, -80 dip</b>
97.00 meters @ 1.60 g/t gold and 115.4 g/t silver (3.9 g/t gold equivalent)	
Including	43.50 meters @ 3.16 g/t gold and 235.4 g/t silver (7.9 g/t gold equivalent)
And	12.25 meters @ 7.92 g/t gold and 435.8 g/t silver (16.6 g/t gold equivalent)
And	4.00 meters @ 2.74 g/t gold and 426.5 g/t silver (11.3 g/t gold equivalent)
<b>Hole TU-13-368</b>	<b>MAIN ZONE SECTION 10825 EAST, 330 Az, -72 dip</b>
118.00 meters @ 0.60 g/t gold and 37.2 g/t silver (1.3 g/t gold equivalent)	
Including	49.30 meters @ 0.78 g/t gold and 70.9 g/t silver (2.2 g/t gold equivalent)
<b>Hole TU-13-371</b>	<b>MAIN ZONE SECTION 10775 EAST, 150 Az, -50 dip</b>
26.75 meters @ 0.67 g/t gold and 8.1 g/t silver (0.8 g/t gold equivalent)	
Including	8.50 meters @ 1.08 g/t gold and 9.9 g/t silver (1.3 g/t gold equivalent)
1.50 meters @ 3.25 g/t gold and 573.4 g/t silver (14.7 g/t gold equivalent)	

J.D. Poliquin, chairman of Almaden stated, “Today’s holes once again show the continuity of this part of the Main Zone and highlights the high grades that core it. The infill drilling program underway was designed to upgrade the confidence of our resource base. It also provides an opportunity to remind our shareholders that the Ixtaca zone of veining is cored by several well defined and intensely mineralised high grade gold silver zones that have good continuity along strike.”

Below is a plan map and relevant sections which will be posted to the Company’s website ([www.almadenminerals.com](http://www.almadenminerals.com)).

**About the Ixtaca Drilling Program and the Ixtaca Project**

The 100% owned Ixtaca zone is a blind discovery made by the Company in 2010 on claims staked by the Company. On January 31, 2013 the Company announced a maiden resource on the Ixtaca Zone. Since that time drilling has been focused on expanding and infilling the known resource base for a PEA. This program was extended in 2013 in order to report a more robust resource for a PEA to follow. The Company has selected Moose Mountain Technical Services to lead a PEA on the Ixtaca deposit. Knight Piesold Ltd. will provide certain engineering and environmental design inputs for the PEA and have been retained to help the Company with long lead item studies concerning environmental monitoring, assessment and permitting matters. Apart from drilling, work underway currently includes additional metallurgical studies, environmental baseline monitoring such as flora and fauna studies, climate monitoring, water quality sampling and surface water hydrology monitoring, a geochemistry program, and scoping level engineering studies. Once the results from this year’s drill program have been received in early 2014, a new geologic model and resource will be reported. This

Hole #	From (m)	To (m)	Interval (m)	Au (g/t)	Ag (g/t)	AuEq (g/t)	AgEq (g/t)	SECTION
TU-13-344	168.00	176.00	8.00	0.17	3.6	0.2	12	
TU-13-344	183.80	233.50	49.70	0.36	9.0	0.5	27	10725E
including	183.80	212.35	28.55	0.50	11.4	0.7	36	
TU-13-349	139.50	236.50	97.00	1.60	115.4	3.9	195	
including	165.50	209.00	43.50	3.16	235.4	7.9	394	
including	165.50	177.75	12.25	7.92	435.8	16.6	832	10775E
including	196.50	200.50	4.00	2.74	426.5	11.3	563	
including	234.50	236.50	2.00	1.20	287.1	6.9	347	
TU-13-349	247.50	259.69	12.19	0.27	11.2	0.5	25	
TU-13-353	114.50	124.50	10.00	0.22	2.2	0.3	13	
TU-13-353	144.50	199.64	55.14	0.35	9.2	0.5	27	10775E
including	192.10	195.30	3.20	1.31	42.3	2.2	108	
TU-13-357	180.72	241.15	60.43	0.33	4.5	0.4	21	
including	210.15	226.45	16.30	0.50	6.3	0.6	31	10775E
TU-13-357	263.00	268.50	5.50	0.51	4.5	0.6	30	
TU-13-360	76.25	103.02	26.77	0.45	8.6	0.6	31	
TU-13-360	113.00	174.50	61.50	0.27	18.8	0.6	32	
including	140.60	145.40	4.80	0.66	69.9	2.1	103	
including	157.50	171.50	14.00	0.46	35.5	1.2	58	
including	158.00	160.00	2.00	0.35	112.0	2.6	129	
TU-13-360	189.00	207.50	18.50	0.16	41.1	1.0	49	10825E
including	203.00	205.00	2.00	0.44	170.7	3.9	193	
TU-13-360	214.00	237.50	23.50	0.13	54.2	1.2	61	
including	222.00	227.00	5.00	0.31	157.8	3.5	173	
TU-13-360	244.50	258.50	14.00	0.08	31.4	0.7	35	
including	244.50	246.40	1.90	0.08	170.6	3.5	174	
TU-13-361	161.50	165.40	3.90	0.41	0.3	0.4	21	10775E
TU-13-361	203.75	227.95	24.20	0.18	5.0	0.3	14	
TU-13-364	55.50	93.50	38.00	0.35	11.0	0.6	29	
TU-13-364	118.40	154.50	36.10	0.27	13.3	0.5	27	
TU-13-364	164.00	182.00	18.00	0.07	21.1	0.5	24	10825E
TU-13-364	195.90	252.37	56.47	0.14	50.6	1.1	57	
including	195.90	198.50	2.60	0.29	261.4	5.5	276	
including	203.30	207.50	4.20	0.37	127.7	2.9	146	
including	248.80	252.37	3.57	0.31	229.5	4.9	245	
TU-13-367	57.50	97.50	40.00	0.41	12.0	0.6	32	
including	75.50	92.00	16.50	0.55	23.6	1.0	51	
including	75.50	80.50	5.00	0.86	11.1	1.1	54	10825E
TU-13-367	186.00	188.50	2.50	0.14	20.8	0.6	28	
TU-13-367	296.70	303.10	6.40	0.69	33.4	1.4	68	
including	300.80	303.10	2.30	1.54	74.4	3.0	151	
TU-13-368	145.00	263.00	118.00	0.60	37.2	1.3	67	
including	208.50	257.80	49.30	0.78	70.9	2.2	110	
including	221.90	228.30	6.40	1.04	98.9	3.0	151	10825E
including	237.00	245.50	8.50	0.78	110.2	3.0	149	
TU-13-368	285.10	316.75	31.65	0.67	46.2	1.6	80	
including	286.10	292.50	6.40	1.31	131.5	3.9	197	
TU-13-371	92.00	118.75	26.75	0.67	8.1	0.8	42	
including	99.00	107.50	8.50	1.08	9.9	1.3	64	
TU-13-371	219.00	253.00	34.00	0.29	40.8	1.1	55	
including	241.30	249.50	8.20	0.86	142.8	3.7	186	10775E
including	242.30	243.80	1.50	3.25	573.4	14.7	736	
TU-13-371	265.50	272.00	6.50	0.62	69.3	2.0	100	
TU-13-371	343.00	346.86	3.86	0.41	294.2	6.3	315	
TU-13-372	162.00	230.00	68.00	0.33	3.5	0.4	20	10825E
TU-13-372	237.00	283.00	46.00	0.28	6.9	0.4	21	
including	252.00	260.00	8.00	0.52	14.1	0.8	40	
TU-13-374	69.25	71.45	2.20	0.02	12.0	0.3	13	11350E
TU-13-377	166.00	172.00	6.00	0.06	30.4	0.7	33	
TU-13-377	287.00	311.00	24.00	0.03	18.2	0.4	20	11350E
including	290.50	292.00	1.50	0.03	74.7	1.5	76	
including	294.00	296.05	2.05	0.04	60.3	1.2	62	

anticipated updated resource will form the basis of a PEA to follow. In 2014 the Company anticipates redirecting drilling efforts to the exploration of high priority epithermal targets outside of the Ixtaca zone but within the project boundaries.

The Ixtaca deposit and any potential mining operation would be located in an area previously logged or cleared with negligible to no current land usage. The Company currently employs roughly 70 people in its drilling program who live local to the Ixtaca deposit. Local employees make up virtually all the drilling staff, who have been trained on the job to operate the Company's wholly owned drills. The Company has implemented a comprehensive science based and objective community relations and education program for employees and all local stakeholders to transparently explain the exploration program underway as well as the potential impacts and benefits of any possible future mining operation at Ixtaca. The Company regards the local inhabitants to be major stakeholders in the Ixtaca deposit's future along with the Company's shareholders. Every effort is being made to create an open and clear dialogue with our stakeholders to ensure that any possible development scenarios that could evolve from the anticipated PEA are properly understood and communicated throughout the course of the Company's exploration and development program. The Company invites all interested parties to visit [www.almadenminerals.com](http://www.almadenminerals.com) to find out more about our community development, education and outreach programs.

### **Technical Details of the Ixtaca Drilling Program**

The Main Ixtaca and Ixtaca North Zones of veining are interpreted to have a north-easterly trend. Holes to date suggest that the Main Ixtaca and Ixtaca North Zones are sub vertical with local variations. This interpretation suggests that true widths range from approximately 35% of intersected widths for a -70 degree hole to 94% of intersected widths for a -20 degree hole. The drilling completed to date has traced mineralisation over 1,000 meters along this northeast trend. The Chemalaco (Northeast Extension) Zone strikes roughly north-south (340 azimuth) and dips at 55 degrees to the west. This interpretation suggests that true widths range from approximately 82% of intersected widths for a -70 degree hole to 99% of intersected widths for a -40 degree hole.

Mr. Norm Dircks, P.Geo., a qualified person ("QP") under the meaning of NI 43-101, is the QP and project manager of Almaden's Ixtaca program and reviewed the technical information in this news release. The analyses reported were carried out at ALS Chemex Laboratories of North Vancouver using industry standard analytical techniques. For gold, samples are first analysed by fire assay and atomic absorption spectroscopy ("AAS"). Samples that return values greater than 10 g/t gold using this technique are then re-analysed by fire assay but with a gravimetric finish. Silver is first analysed by Inductively Coupled Plasma - Atomic Emission Spectroscopy ("ICP-AES"). Samples that return values greater than 100 g/t silver by ICP-AES are then re analysed by HF-HNO<sub>3</sub>-HClO<sub>4</sub> digestion with HCL leach and ICP-AES finish. Of these samples those that return silver values greater than 1,500 g/t are further analysed by fire assay with a gravimetric finish.

Blanks, field duplicates and certified standards were inserted into the sample stream as part of Almaden's quality assurance and control program which complies with National Instrument 43-101 requirements. Gold equivalent ("AuEq" or "Gold Eq.") and silver equivalent ("AgEq" or "Silver Eq.") values were calculated using silver to gold ratios of 50 to 1. The ratio of 50 to 1 was used for the sake of consistency with past news releases. Intervals that returned assays below detection were assigned zero values. Metallurgical recoveries and net smelter returns are assumed to be 100% for these calculations.

### **About Almaden**

Almaden is a well-financed mineral exploration company working in North America. The company has assembled mineral exploration projects, including the Ixtaca Zone and the Tuligtic project, through its grass roots exploration efforts. While the properties are largely at early stages of development they represent exciting opportunities for the discovery of significant gold, silver and copper deposits as evidenced at Ixtaca. Almaden's business model is to find and acquire mineral properties and develop them by seeking option agreements with others who can acquire an interest in a project by making payments and exploration expenditures. Through this means the company has been able to expose its shareholders to discovery and capital gain without the funding and consequent share dilution that would be required if the company were to have developed these projects without a partner. The company intends to expand this business model, described by some as prospect generation, by more aggressively exploring several of its projects including the Ixtaca Zone.

On Behalf of the Board of Directors

"Morgan Poliquin"

Morgan J. Poliquin, Ph.D., P.Eng.

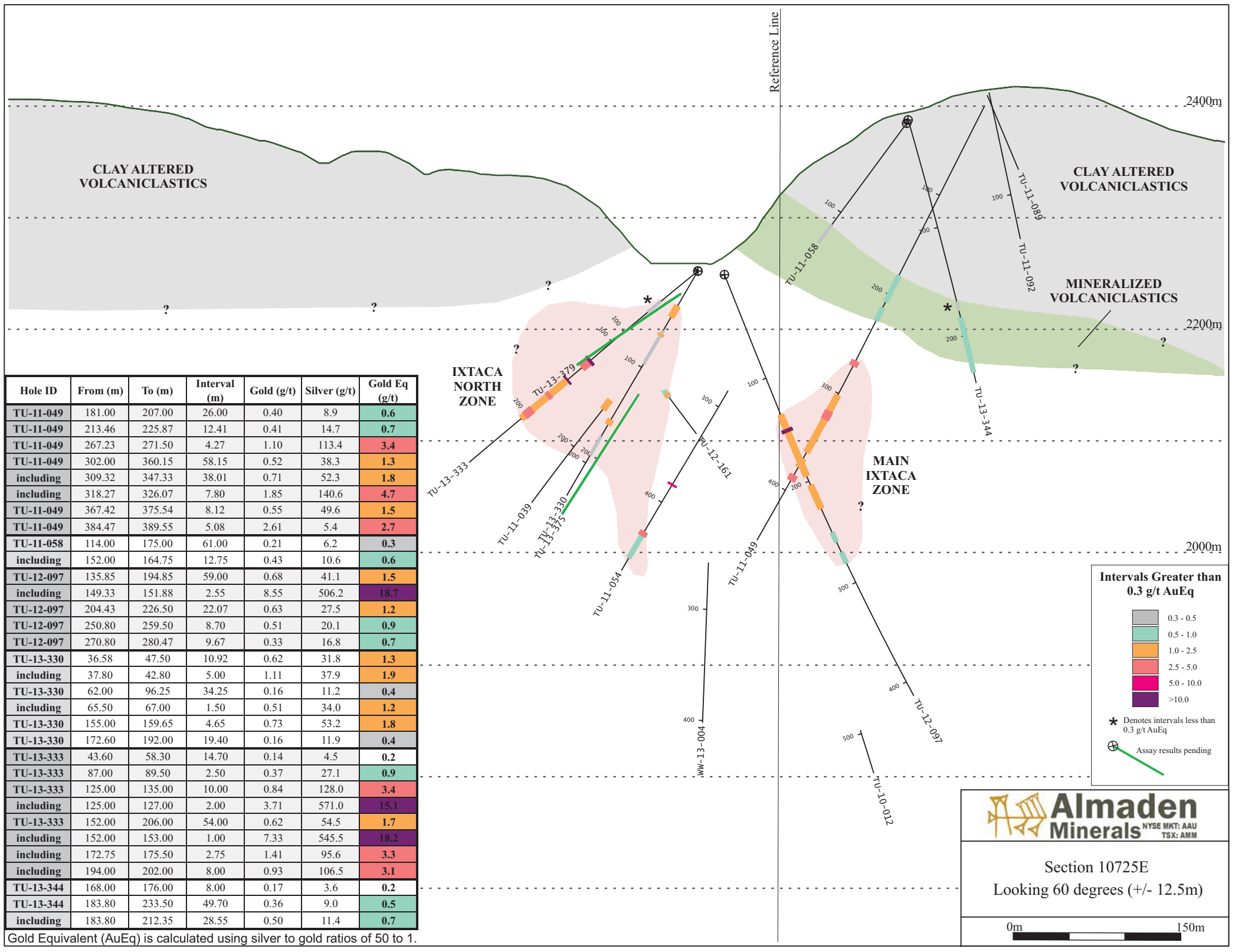
President, CEO and Director

Almaden Minerals Ltd.

*Neither the Toronto Stock Exchange (TSX) nor the NYSE MKT have reviewed or accepted responsibility for the adequacy or accuracy of the contents of this news release which has been prepared by management.. Except for the statements of historical fact contained herein, certain information presented constitutes "forward-looking statements" within the meaning of the United States Private Securities Litigation Reform Act of 1995 and Canadian securities laws. Such forward-looking statements, including but not limited to, those with respect to potential expansion of mineralization, potential size of mineralized zone, and size and timing of exploration and development programs, estimated project capital and other project costs and the timing of submission and receipt and availability of regulatory approvals involve known and unknown risks, uncertainties and other factors which may cause the actual results, performance or achievement of Almaden to be materially different from any future results, performance or achievements expressed or implied by such forward-looking statements. Such factors include, among others, risks related to international operations and joint ventures, the actual results of current exploration activities, conclusions of economic evaluations, uncertainty in the estimation of mineral resources, changes in project parameters as plans continue to be refined, environmental risks and hazards, increased infrastructure and/or operating costs, labour and employment matters, and government regulation and permitting requirements as well as those factors discussed in the section entitled "Risk Factors" in Almaden's Annual Information form and Almaden's latest Form 20-F on file with the United States Securities and Exchange Commission in Washington, D.C. Although Almaden has attempted to identify important factors that could cause actual results to differ materially, there may be other factors that cause results not to be as anticipated, estimated or intended. There can be no assurance that such statements will prove to be accurate as actual results and future events could differ materially from those anticipated in such statements. Almaden disclaims any intention or obligation to update or revise any forward-looking statements, whether as a result of new information, future events or otherwise, other than as required pursuant to applicable securities laws. Accordingly, readers should not place undue reliance on forward-looking statements.*







Hole ID	From (m)	To (m)	Interval (m)	Gold (g/t)	Silver (g/t)	Gold Eq (g/t)
TU-11-049	181.00	207.00	26.00	0.40	8.9	0.6
TU-11-049	213.46	225.87	12.41	0.41	14.7	0.7
TU-11-049	267.23	271.50	4.27	1.10	113.4	3.4
TU-11-049	302.00	360.15	58.15	0.52	38.3	1.3
including	309.32	347.33	38.01	0.71	52.3	1.8
including	318.27	326.07	7.80	1.85	140.6	4.7
TU-11-049	367.42	375.54	8.12	0.55	49.6	1.5
TU-11-049	384.47	389.55	5.08	2.61	5.4	2.7
TU-11-058	114.00	175.00	61.00	0.21	6.2	0.3
including	152.00	164.75	12.75	0.43	10.6	0.6
TU-12-097	135.85	194.85	59.00	0.68	41.1	1.5
including	149.33	151.88	2.55	8.55	506.2	18.7
TU-12-097	204.43	226.50	22.07	0.63	27.5	1.2
TU-12-097	250.80	259.50	8.70	0.51	20.1	0.9
TU-12-097	270.80	280.47	9.67	0.33	16.8	0.7
TU-13-330	36.58	47.50	10.92	0.62	31.8	1.3
including	37.80	42.80	5.00	1.11	37.9	1.9
TU-13-330	62.00	96.25	34.25	0.16	11.2	0.4
including	65.50	67.00	1.50	0.51	34.0	1.2
TU-13-330	155.00	159.65	4.65	0.73	53.2	1.8
TU-13-330	172.60	192.00	19.40	0.16	11.9	0.4
TU-13-333	43.60	58.30	14.70	0.14	4.5	0.2
TU-13-333	87.00	89.50	2.50	0.37	27.1	0.9
TU-13-333	125.00	135.00	10.00	0.84	128.0	3.4
including	125.00	127.00	2.00	3.71	571.0	15.1
TU-13-333	152.00	206.00	54.00	0.62	54.5	1.7
including	152.00	153.00	1.00	7.33	545.5	18.2
including	172.75	175.50	2.75	1.41	95.6	3.3
including	194.00	202.00	8.00	0.93	106.5	3.1
TU-13-344	168.00	176.00	8.00	0.17	3.6	0.2
TU-13-344	183.80	233.50	49.70	0.36	9.0	0.5
including	183.80	212.35	28.55	0.50	11.4	0.7

Gold Equivalent (AuEq) is calculated using silver to gold ratios of 50 to 1.

**Intervals Greater than 0.3 g/t AuEq**

- 0.3 - 0.5
- 0.5 - 1.0
- 1.0 - 2.5
- 2.5 - 5.0
- 5.0 - 10.0
- >10.0

\* Denotes intervals less than 0.3 g/t AuEq

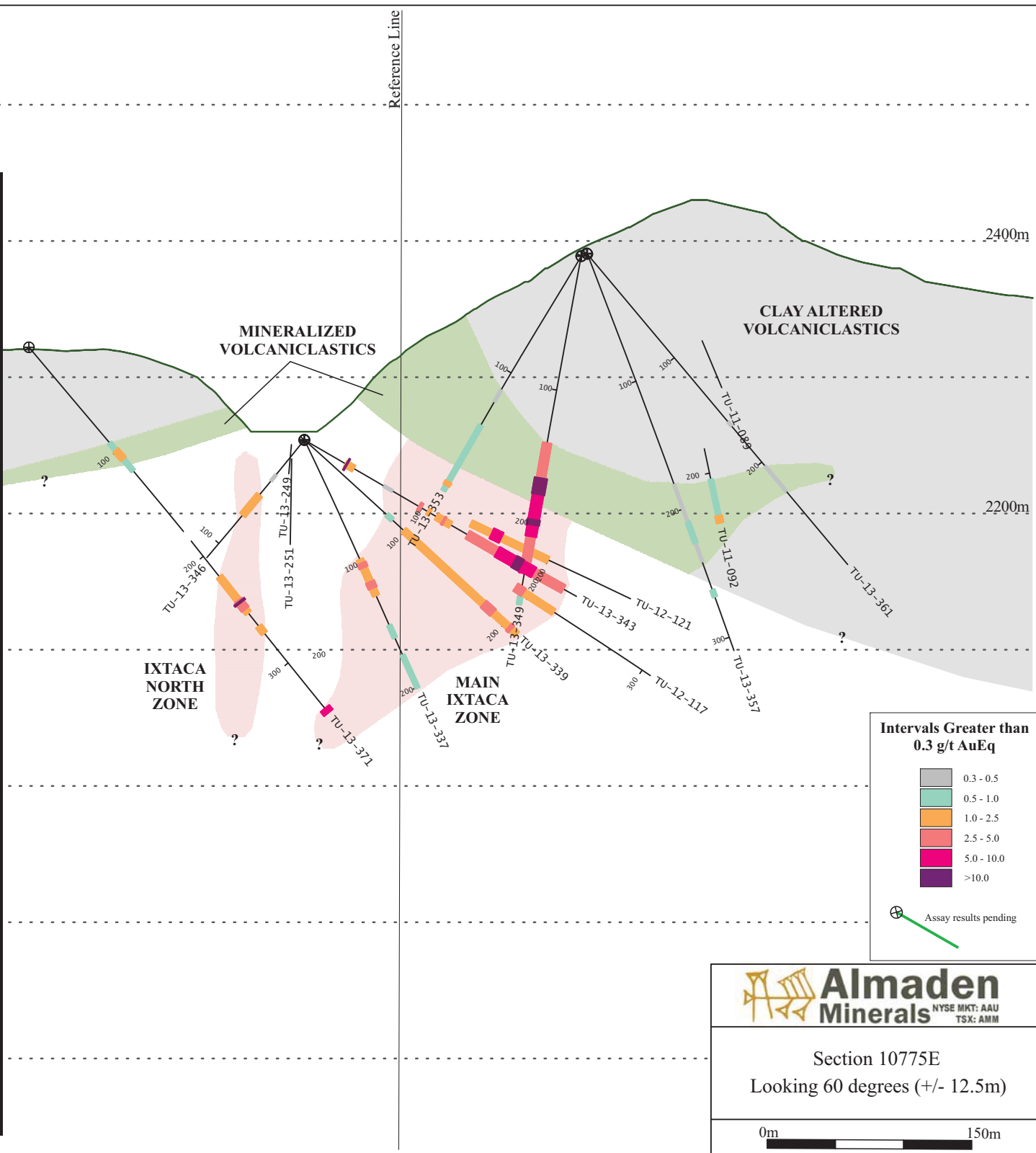
⊕ Assay results pending

**Almaden Minerals**  
 NYSE MKT: AAU  
 TSX: AMM

Section 10725E  
 Looking 60 degrees (+/- 12.5m)

0m 150m

Hole ID	From (m)	To (m)	Interval (m)	Gold (g/t)	Silver (g/t)	Gold Eq (g/t)
TU-13-337	97.00	126.00	29.00	0.62	44.3	1.5
including	100.00	103.50	3.50	1.46	141.4	4.3
including	115.00	120.00	5.00	1.27	74.4	2.8
TU-13-337	150.00	160.00	10.00	0.55	5.5	0.7
TU-13-337	174.00	200.56	26.56	0.24	11.8	0.5
TU-13-339	82.00	87.50	5.50	0.27	10.3	0.5
TU-13-339	99.00	243.00	144.00	0.52	40.5	1.3
including	164.90	167.50	2.60	0.65	53.0	1.7
including	170.00	173.50	3.50	0.79	45.7	1.7
including	179.00	188.50	9.50	2.08	78.0	3.6
including	204.20	206.70	2.50	1.43	90.9	3.3
including	219.50	227.60	8.10	1.04	183.0	4.7
including	222.00	225.50	3.50	1.73	374.4	9.2
including	231.25	233.75	2.50	1.63	118.0	4.0
TU-13-343	35.00	42.00	7.00	0.74	83.8	2.4
including	35.50	36.50	1.00	4.47	520.7	14.9
TU-13-343	67.80	75.00	7.20	0.19	8.2	0.4
TU-13-343	97.50	99.50	2.00	0.22	112.5	2.5
TU-13-343	105.00	107.10	2.10	0.16	43.1	1.0
TU-13-343	112.50	124.50	12.00	0.49	26.7	1.0
including	118.00	119.25	1.25	0.59	142.0	3.4
TU-13-343	139.00	220.00	81.00	1.49	106.6	3.6
including	164.10	195.00	30.90	3.38	230.8	8.0
including	164.10	168.40	4.30	3.55	143.6	6.4
including	178.50	184.50	6.00	9.95	896.2	27.9
including	192.80	195.00	2.20	2.96	59.0	4.1
TU-13-346	33.50	39.50	6.00	0.07	18.7	0.4
TU-13-346	53.00	72.54	19.54	0.51	22.6	1.0
TU-13-346	141.00	147.00	6.00	0.21	23.4	0.7
TU-13-346	191.00	195.00	4.00	0.03	33.6	0.7
TU-13-349	139.50	236.50	97.00	1.60	115.4	3.9
including	165.50	209.00	43.50	3.16	235.4	7.9
including	165.50	177.75	12.25	7.92	435.8	16.6
including	196.50	200.50	4.00	2.74	426.5	11.3
including	234.50	236.50	2.00	1.20	287.1	6.9
TU-13-349	247.50	259.69	12.19	0.27	11.2	0.5
TU-13-353	114.50	124.50	10.00	0.22	2.2	0.3
TU-13-353	144.50	199.64	55.14	0.35	9.2	0.5
including	192.10	195.30	3.20	1.31	42.3	2.2
TU-13-357	180.72	241.15	60.43	0.33	4.5	0.4
including	210.15	226.45	16.30	0.50	6.3	0.6
TU-13-357	263.00	268.50	5.50	0.51	4.5	0.6
TU-13-361	161.50	165.40	3.90	0.41	0.3	0.4
TU-13-361	203.75	227.95	24.20	0.18	5.0	0.3
TU-13-371	92.00	118.75	26.75	0.67	8.1	0.8
including	99.00	107.50	8.50	1.08	9.9	1.3
TU-13-371	219.00	253.00	34.00	0.29	40.8	1.1
including	241.30	249.50	8.20	0.86	142.8	3.7
including	242.30	243.80	1.50	3.25	573.4	14.7
TU-13-371	265.50	272.00	6.50	0.62	69.3	2.0
TU-13-371	343.00	346.86	3.86	0.41	294.2	6.3



**Intervals Greater than 0.3 g/t AuEq**

- 0.3 - 0.5
- 0.5 - 1.0
- 1.0 - 2.5
- 2.5 - 5.0
- 5.0 - 10.0
- >10.0

Assay results pending

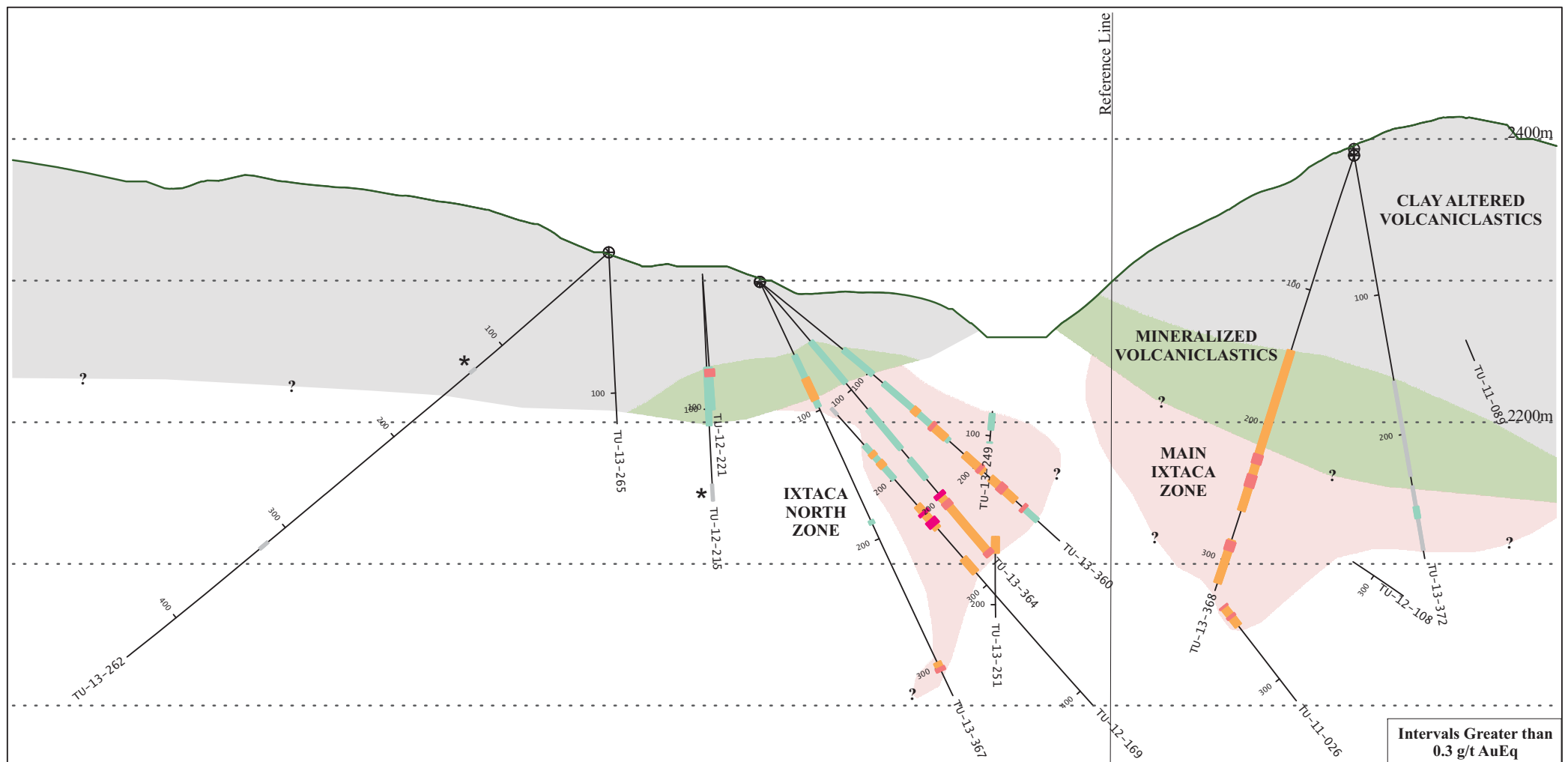
**Almaden Minerals**  
 NYSE MKT: AAU  
 TSX: AMM

Section 10775E  
 Looking 60 degrees (+/- 12.5m)

0m 150m

Gold Equivalent (AuEq) is calculated using silver to gold ratios of 50 to 1.





Hole ID	From (m)	To (m)	Interval (m)	Gold (g/t)	Silver (g/t)	Gold Eq (g/t)
TU-13-262	125.00	130.00	5.00	0.21	0.6	0.2
TU-13-262	316.00	323.50	7.50	0.32	0.3	0.3
TU-13-360	76.25	103.02	26.77	0.45	8.6	0.6
TU-13-360	113.00	174.50	61.50	0.27	18.8	0.6
including	140.60	145.40	4.80	0.66	69.9	2.1
including	157.50	171.50	14.00	0.46	35.5	1.2
including	158.00	160.00	2.00	0.35	112.0	2.6
TU-13-360	189.00	207.50	18.50	0.16	41.1	1.0
including	203.00	205.00	2.00	0.44	170.7	3.9
TU-13-360	214.00	237.50	23.50	0.13	54.2	1.2
including	222.00	227.00	5.00	0.31	157.8	3.5
TU-13-360	244.50	258.50	14.00	0.08	31.4	0.7
including	244.50	246.40	1.90	0.08	170.6	3.5
TU-13-364	55.50	93.50	38.00	0.35	11.0	0.6
TU-13-364	118.40	154.50	36.10	0.27	13.3	0.5
TU-13-364	164.00	182.00	18.00	0.07	21.1	0.5
TU-13-364	195.90	252.37	56.47	0.14	50.6	1.1
including	195.90	198.50	2.60	0.29	261.4	5.5
including	203.30	207.50	4.20	0.37	127.7	2.9
including	248.80	252.37	3.57	0.31	229.5	4.9

Hole ID	From (m)	To (m)	Interval (m)	Gold (g/t)	Silver (g/t)	Gold Eq (g/t)
TU-13-367	57.50	97.50	40.00	0.41	12.0	0.6
including	75.50	92.00	16.50	0.55	23.6	1.0
including	75.50	80.50	5.00	0.86	11.1	1.1
TU-13-367	186.00	188.50	2.50	0.14	20.8	0.6
TU-13-367	296.70	303.10	6.40	0.69	33.4	1.4
including	300.80	303.10	2.30	1.54	74.4	3.0
TU-13-368	145.00	263.00	118.00	0.60	37.2	1.3
including	208.50	257.80	49.30	0.78	70.9	2.2
including	221.90	228.30	6.40	1.04	98.9	3.0
including	237.00	245.50	8.50	0.78	110.2	3.0
TU-13-368	285.10	316.75	31.65	0.67	46.2	1.6
including	286.10	292.50	6.40	1.31	131.5	3.9
TU-13-372	162.00	230.00	68.00	0.33	3.5	0.4
TU-13-372	237.00	283.00	46.00	0.28	6.9	0.4
including	252.00	260.00	8.00	0.52	14.1	0.8

**Intervals Greater than 0.3 g/t AuEq**

- 0.3 - 0.5
- 0.5 - 1.0
- 1.0 - 2.5
- 2.5 - 5.0
- 5.0 - 10.0
- >10.0

\* Denotes intervals less than 0.3 g/t AuEq

Assay results pending

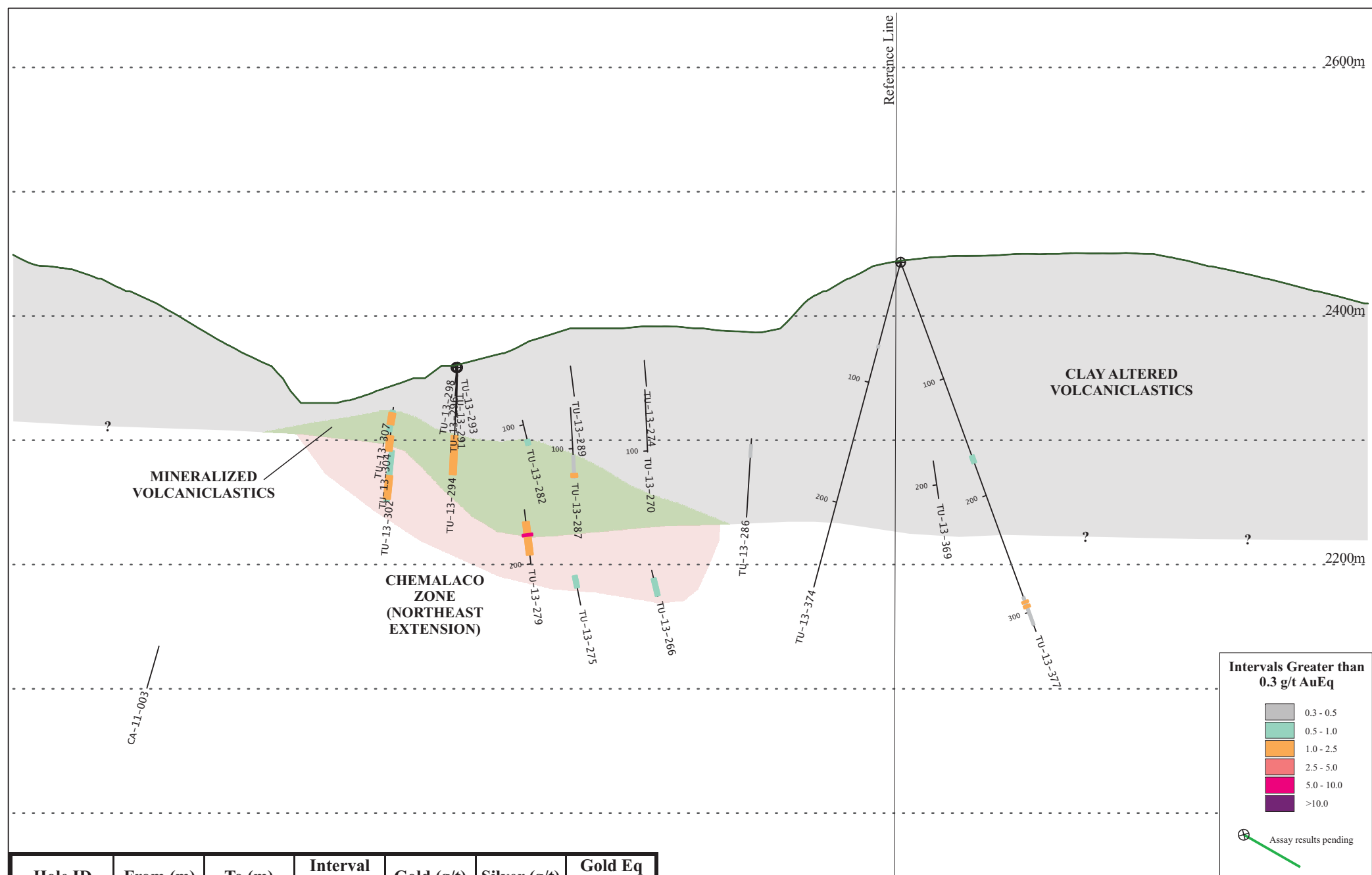
**Almaden Minerals**  
NYSE MKT: AAU  
TSX: AMM

Section 10825E  
Looking 60 degrees (+/- 12.5m)

0m  150m


Gold Equivalent (AuEq) is calculated using silver to gold ratios of 50 to 1.






Hole ID	From (m)	To (m)	Interval (m)	Gold (g/t)	Silver (g/t)	Gold Eq (g/t)
TU-13-374	69.25	71.45	2.20	0.02	12.0	0.3
TU-13-377	166.00	172.00	6.00	0.06	30.4	0.7
TU-13-377	287.00	311.00	24.00	0.03	18.2	0.4
including	290.50	292.00	1.50	0.03	74.7	1.5
including	294.00	296.05	2.05	0.04	60.3	1.2

Gold Equivalent (AuEq) is calculated using silver to gold ratios of 50 to 1.


  
 NYSE MKT: AAU  
 TSX: AMM

Section 11350E  
 Looking 60 degrees (+/- 12.5m)

0m  150m